

Bord Oideachais agus Oiliúna Luimnigh agus an Chláir

Limerick and Clare Education and Training Board



Bord Oideachais & Oiliúna
LUIMNIGH & AN CHLÁIR

LIMERICK & CLARE
Education & Training Board

Financial Statements For The Year Ended 31st December 2018

Limerick and Clare Education and Training Board

Index to the Financial Statements for the Year Ended 31st December 2018

| | Page |
|---|---------|
| Statement of Board Responsibilities | 3 |
| Statement on Internal Control | 4 |
| Comptroller and Auditor General Audit Report | 5 |
| Activities and Pay Costs | 6 |
| Accounting Policies | 7 |
| Operating Statement | 8 |
| Statement of Current Assets and Current Liabilities | 9 |
| Notes To The Financial Statements | 10 - 28 |

Limerick and Clare Education and Training Board

Statement of Board Responsibilities

Limerick and Clare Education and Training Board was established on 1 July 2013 under the provisions of the Education and Training Boards Act 2013.

Section 51 of that Act requires the ETB to keep in such form and in respect of such accounting periods as may be approved by the Minister for Education and Skills with the consent of the Minister for Finance and the Minister for Public Expenditure and Reform, all proper and usual accounts of the monies received or expended by it.

In preparing those accounts, the Board is required to:


- (a) apply the standard accounting policies for the preparation of ETB financial statements
- (b) make judgements and estimates that are reasonable and prudent
- (c) disclose and explain any material departures from the standard accounting policies

The Board is responsible for keeping proper books of account which disclose with reasonable accuracy at any time the financial position of the Board and which enable it to ensure that the Financial Statements comply with section 51 of the Education and Training Boards Act 2013.

The Board is also responsible for safeguarding its assets and for taking reasonable steps for the prevention and detection of fraud and other irregularities.

Chairperson: Cllr. Kieran O'Hanlon

Signature:



Date:

17th December 2019

Bord Oideachais agus Oiliúna Luimnigh agus an Chláir
Limerick & Clare Education and Training Board
Statement on the System of Internal Control

Responsibility for the System of Internal Control

As Chairperson of Limerick & Clare Education and Training Board, I acknowledge the responsibility of the Board for ensuring that an efficient, effective and economic system of internal financial control is maintained and operated. The system can only provide reasonable and not absolute assurance that assets are safeguarded, transactions are authorised and properly recorded, and that material errors or irregularities are either prevented or would be detected in a timely period.

Key Control Procedures

The Board has taken steps to ensure an appropriate control environment by:

- Clearly defining management and staff responsibilities.
- Establishing procedures for reporting significant control failures and ensuring appropriate corrective action.
- Establishing a formal risk management system involving procedures for identifying and evaluating all risks which could prevent the ETB achieving its objectives.

The system of internal control operated in Limerick & Clare ETB is based on:

- Detailed administrative procedures
- Segregation of duties
- Specific authorisations
- Internal checks
- Monthly management review of reports outlining the actual and budgeted results of programmes operated by Limerick & Clare ETB.

The Board's monitoring and review of the effectiveness of the system of internal control is informed by the:

- Work of the Audit Committee, which considers internal audit reports and reports of the Comptroller & Auditor General and reports to the Board whether the Chief Executive is, in the internal auditor's opinion, operating adequate and appropriate systems of internal control.
- Recommendations made by the Comptroller and Auditor General in management letters or other reports.
- Chief Executive who has responsibility for the financial control framework.

An internal audit service is provided by the Internal Audit Unit (IAU). The most recent internal audit was conducted in 2018 and covered the areas of ICT & Training Centre Procurement.

The ICT Internal Audit Report was presented to the Audit Committee on the 5th December 2018 and forwarded to the Department of Education & Skills in accordance with the appropriate procedure. The Opinion Report found that LCETB has an Adequate System of Internal Control pertaining to both IT Systems and Network Management Controls. The Report confirmed that a comprehensive ICT Strategy is being used to drive effectiveness and performance across the ETBs ICT operations. The Report further found that there is a lack of system documentation and formal management processes; specifically risk assessment and configuration management. LCETB Policies have since been reviewed and updated, relevant LCETB personnel are working with ETBi ICT Forum and the Directors of OSD Forum to collectively agree a suite of relevant documentation across the sector. A number of new policies will be introduced early 2020.

The Internal Audit Report on Training Centre Procurement was presented to the Audit Committee on the 8th November 2018 and was forwarded to the Department of Education & Skills in accordance with the appropriate procedure. The Opinion Report found that LCETB has an Adequate System of Internal Control in place to support the procurement and payment of goods and services by Limerick Training Centre. One area of high risk was identified in relation to one invoice where the payment approval threshold had not been adhered to. The payment was for €272,038 and the approval threshold of €250K required approval by the Chief Executive. The Approval thresholds were updated in 2019.

Annual Review of Controls

Limerick & Clare ETB is committed to operating an efficient, effective and economic internal control system. I confirm that the Audit Committee at its meeting on 13th February 2019, conducted a review of the effectiveness of the system of internal financial control for year ended 31 December 2018, in the manner prescribed by the Code of Practice for the Governance of Education & Training Boards. This included a review of internal and external audit reports along with an examination of minute books of the Board, Audit Committee and Finance Committee. The Audit Committee also got confirmation from the Chief Executive that on balance the system of internal control is adequate and appropriate. The Chief Executive based this statement on information gathered from senior managers across the organisation using customised questionnaires.

LCETB works diligently to ensure compliance with all aspects of circulars, codes of governance and legislation and any gaps identified in the regulatory framework are addressed as a matter of priority. Notwithstanding this, LCETB is not currently in a position to meet all of its responsibilities in respect of procurement regulations. There are instances where goods and services have been procured locally across 70 sites, in line with LCETB Purchasing Procedures but the cumulative value across all sites exceeds the national tendering threshold.

In 2018, there were two particular areas of non-compliance;

1. Purchases for which no tender was undertaken amounted to circa €696,000. These specific areas were Bus Hire and Legal Fees.
2. Purchases of goods and services where the tender was extended beyond the specified contract period. The total cost incurred is circa €330,000 in respect of ICT Maintenance.

LCETB is prioritising these areas for procurement. A sectoral transport procurement process is being co-ordinated by ETBi and the Education Procurement Service (EPS) who are working with individual ETBs. LCETB is scheduled to go to tender in the second phase due to commence in January 2020.


LCETB has commenced drawdown of the ETBi tendered Legal frameworks and two lots have been drawn down, the remaining five lots are currently under evaluation and it is expected that contracts will be completed before the end of 2019.

The Department of Public Expenditure & Reform (DPER) have given approval for LCETB to go to tender for ICT Maintenance Support Services. The tender process commenced in September 2019.

Given the nature of the organisation and the extent of spending under various categories and headings, full compliance will remain a challenge. LCETB will enhance its procedures for monitoring expenditure and tender for goods and services as required.

Chairperson: Cllr. Kíefan O'Hanlon

Signature:



Date: 17th December 2019



Ard Reachtaire Cuntas agus Ciste Comptroller and Auditor General

Report for presentation to the Houses of the Oireachtas

Limerick and Clare Education and Training Board

Opinion on the financial statements

I have audited the financial statements of Limerick and Clare Education and Training Board for the year ended 31 December 2018 as required under the provisions of the Education and Training Boards Act 2013. The financial statements comprise

- the statement of accounting policies
- the operating statement
- the statement of current assets and current liabilities and
- the related notes.

In my opinion,

- the financial statements properly present the income and expenditure of the Board for 2018 and the state of affairs of the Board at 31 December 2018; and
- the financial statements are in accordance with the accounting policies laid down by the Minister for Education and Skills.

Basis of opinion

I conducted my audit of the financial statements in accordance with the International Standards on Auditing (ISAs) as promulgated by the International Organisation of Supreme Audit Institutions. My responsibilities under those standards are described in the appendix to this report. I am independent of Limerick and Clare Education and Training Board and have fulfilled my other ethical responsibilities in accordance with the standards.

I believe that the audit evidence I have obtained is sufficient and appropriate to provide a basis for my opinion.

Report on information other than the financial statements, and on other matters

The Board has presented certain other information together with the financial statements. This comprises the statement of Board responsibilities, the statement on internal control, and a schedule of activities and pay costs. My responsibilities to report in relation to such information, and on certain other matters upon which I report by exception, are described in the appendix to this report.

Non-compliance with procurement rules

I draw attention to the statement on internal control which discloses that in 2018 the Board incurred significant expenditure where the procedures followed did not comply with public procurement guidelines. The statement also sets out the steps taken by the Board to address this matter.


Seamus McCarthy
Comptroller and Auditor General

23 December 2019

Report of the C&AG (continued)

Responsibilities of Board members

As detailed in the statement of Board responsibilities, the Board members are responsible for

- the preparation of the financial statements in the form prescribed under section 51 of the Education and Training Boards Act 2013
- the keeping of proper books of account which disclose with reasonable accuracy at any time the financial position of the Board
- safeguarding the Board's assets and taking reasonable steps for the prevention and detection of fraud and other irregularities.

Responsibilities of the Comptroller and Auditor General

I am required under the Education and Training Boards Act 2013 to audit the Board's financial statements and to report thereon to the Houses of the Oireachtas.

My objective in carrying out the audit is to obtain reasonable assurance about whether the financial statements as a whole are free from material misstatement due to fraud or error. Reasonable assurance is a high level of assurance, but is not a guarantee that an audit conducted in accordance with the ISAs will always detect a material misstatement when it exists. Misstatements can arise from fraud or error and are considered material if, individually or in the aggregate, they could reasonably be expected to influence the economic decisions of users taken on the basis of these financial statements.

As part of an audit in accordance with the ISAs, I exercise professional judgment and maintain professional scepticism throughout the audit. In doing so,

- I identify and assess the risks of material misstatement of the financial statements whether due to fraud or error; design and perform audit procedures responsive to those risks; and obtain audit evidence that is sufficient and appropriate to provide a basis for my opinion. The risk of not detecting a material misstatement resulting from fraud is higher than for one resulting from error, as fraud may involve collusion, forgery, intentional omissions, misrepresentations, or the override of internal control.
- I obtain an understanding of internal control relevant to the audit in order to design audit procedures that are appropriate in the circumstances, but not for the purpose of expressing an opinion on the effectiveness of the internal controls.
- I evaluate the appropriateness of accounting policies used and the reasonableness of accounting estimates and related disclosures.
- I conclude whether the financial statements properly present the income and expenditure of the Board and whether the statement of balances, as represented by the statement of current assets and current liabilities presents the state of affairs of the Board.

- I evaluate the overall presentation, structure and content of the financial statements, including the disclosures, and whether the financial statements represent the underlying transactions and events in a manner that achieves fair presentation.

I communicate with those charged with governance regarding, among other matters, the planned scope and timing of the audit and significant audit findings, including any significant deficiencies in internal control that I identify during my audit.

Information other than the financial statements

My opinion on the financial statements does not cover the other information presented with those statements, and I do not express any form of assurance conclusion thereon.

In connection with my audit of the financial statements, I am required under the ISAs to read the other information presented and, in doing so, consider whether the other information is materially inconsistent with the financial statements or with knowledge obtained during the audit, or if it otherwise appears to be materially misstated. If, based on the work I have performed, I conclude that there is a material misstatement of this other information, I am required to report that fact.

Reporting on other matters

My audit is conducted by reference to the special considerations which attach to State bodies in relation to their management and operation. I report if I identify material matters relating to the manner in which public business has been conducted.

I seek to obtain evidence about the regularity of financial transactions in the course of audit. I report if I identify any material instance where public money has not been applied for the purposes intended or where transactions did not conform to the authorities governing them.

I also report by exception if, in my opinion,

- I have not received all the information and explanations I required for my audit, or
- the accounting records were not sufficient to permit the financial statements to be readily and properly audited, or
- the financial statements are not in agreement with the accounting records.

Limerick & Clare Education and Training Board

Financial Statements - Year Ended 31 December 2018

Activities and Pay Costs

1 Main Activity

Limerick & Clare Education and Training Board provides Education and Training throughout Limerick City and Counties Limerick and Clare as set out below :

| Service | Number of Locations | Number of Participants* | Number of Beneficiaries*** |
|-----------------------------------|---------------------|-------------------------|----------------------------|
| Primary Level | - | - | - |
| Limerick School of Music | 1 | 758* | - |
| Second Level & Post Leaving Cert. | 19 | 9,683** | - |
| Further Education | 19 | - | 18,288 |
| Training | 3 | - | 3,117 |
| Part-time / Night Classes | 7 | - | 4,261 |

* Based on Academic Year 2018/2019 Enrolment

** A person who attends a structured programme either full or part time provided by LCETB

*** A person who avails of a service provided by LCETB

2 Other Services

The Board also acts as an Agent and runs Self - financing Projects.

Agency work involves running a programme on behalf of another organisation or students, according to agreed criteria and the Board is reimbursed its cost.

Self - financing Projects are programmes run under the complete control of the Board either for the Board or other organisations.

3 Pay Costs

Pay is the principal cost for the Board and the following table indicates the pay ranges and the number of employees in each range :

| Cost in 2018* | No. Employees | Cost in 2018 € |
|-------------------|---------------|-------------------|
| 0 - 59,999 | 1,849 | 40,832,359 |
| 60,000 - 69,999 | 327 | 21,333,377 |
| 70,000 - 79,999 | 210 | 15,642,501 |
| 80,000 - 89,999 | 54 | 4,491,704 |
| 90,000 - 99,999 | 27 | 2,557,443 |
| 100,000 - 109,999 | 14 | 1,474,348 |
| 110,000 - 119,999 | 10 | 1,135,501 |
| 120,000 - 129,999 | 1 | 123,636 |
| 130,000 - 139,999 | 2 | 270,709 |
| Total: | 2,494 | 87,861,577 |

* Cost in 2018 include employers' PRSI.

The ETB did not make pension contributions in respect of its employees in 2018.

In compliance with the Financial Emergency Measures in the Public Interest Legislation the ETB made Pension Related Deductions from employees amounting to €3,295,111 which were remitted to the Department of Education and Skills

Bord Oideachais agus Oiliúna Luimnigh agus an Chlár Limerick and Clare Education and Training Board

Establishment of the Education and Training Board and the Accounting Policies

1. Establishment of the Education and Training Board

Limerick and Clare Education and Training Board (LCETB) was established on 1 July 2013 and its functions are set out in section 10 of the Education and Training Boards Act 2013.

2. Significant Accounting Policies

(a) Basis of Presentation

The financial statements are presented in the form approved by the Minister for Education and Skills with the consent of the Minister for Finance and the Minister for Public Expenditure and Reform. They consist of a Statement of Accounting Policies, an Operating Statement, a Statement of Current Assets and Current Liabilities and notes to the financial statements.

Where necessary, the comparative figures for the previous year have been restated on the same basis of those for the current year.

(b) Basis of Preparation

The Operating Statement presents Receipts and Payments by Programme Grouping and the resultant Cash Surplus / (Deficit) is adjusted for other debtor and creditor movements to determine the overall result for the period on an accrual basis.

The Statement of Current Assets and Current Liabilities is prepared on the accruals basis by determining state grant and other funder balances at amounts that reflect the related expenditure incurred in accordance with the funding rules.

Third Party Debtors are included in Current Assets. Pay and Expense Liabilities are included in Current Liabilities.

(c) Tangible fixed assets

All assets purchased including land and buildings, fixtures and fittings and training equipment are expensed for in the year of purchase. State grants to fund the purchase of tangible fixed assets are recognised in the same year.

(d) Stocks

All consumable stocks are expensed as purchased.

(e) Superannuation

The pension entitlements of ETB staff, including those who transferred from SOLAS, are conferred under defined benefits schemes.

Superannuation deductions made from employees pay in respect of these schemes are retained by the ETB as part of agreed Exchequer funding, or paid over to the Department of Public Expenditure and Reform in the case of Single Public Service Pension Scheme

The ETB does not make any contributions towards the schemes.

These unfunded schemes are operated on a pay as you go basis with the annual pension entitlements being paid by the National Shared Services Office on behalf of the ETB. ETBs are responsible for the administration of their pensions. Pension funds are provided by the Department of Education and Skills.

Provision has not been made in the financial statements for the present cost of the future benefits that have accrued to staff members and existing pensioners under these schemes.

(f) Lease Rentals

All lease rentals are expensed as incurred.

Limerick and Clare Education and Training Board


Operating Statement For The Year Ended 31st December 2018

| | Note | Year Ended 31/12/2018 | Year Ended 31/12/2017 |
|---|------|--------------------------|--------------------------|
| RECEIPTS | | € | € |
| Post Primary Schools & Head Office Grants | 1 | 73,043,028 | 69,177,687 |
| Further Education and Training Grants | 2 | 52,714,476 | 52,376,515 |
| Student Support Services Grants | 3 | - | 3,000 |
| Youth Services Grants | 4 | 2,678,924 | 2,462,327 |
| Agencies & Self-Financing Projects | 5 | 6,570,895 | 6,567,253 |
| Capital Grants | 6 | 20,025,211 | 12,932,614 |
| | | <u>155,032,534</u> | <u>143,519,396</u> |
| PAYMENTS | | | |
| Post Primary Schools & Head Office | 7 | 73,085,181 | 68,681,782 |
| Further Education and Training | 8 | 52,931,937 | 50,469,225 |
| Student Support Services | 9 | - | - |
| Youth Services | 10 | 2,686,244 | 2,427,456 |
| Agencies & Self-Financing Projects | 5 | 6,516,640 | 6,645,928 |
| Capital | 6 | 17,286,503 | 12,597,936 |
| | | <u>152,506,505</u> | <u>140,822,327</u> |
| Cash Surplus / (Deficit) For the Year | | <u>2,526,029</u> | <u>2,697,069</u> |
| Movement in Other Net Current Assets | 21 | <u>(1,961,855)</u> | <u>(3,006,967)</u> |
| Accrual Revenue Surplus/(Deficit) For the Year | | 564,174 | (309,898) |
| Revenue Surplus / (Deficit) at 1 January | | (389,927) | (80,029) |
| Revenue Surplus / (Deficit) at 31 December | | <u>174,247</u> | <u>(389,927)</u> |

Signed


 Cllr. Kieran O'Hanlon
 Chairperson

17th December 2019


 George O'Callaghan
 Chief Executive

17th December 2019

The notes on pages 10 to 28 form part of these financial statements


Limerick and Clare Education and Training Board

Statement of Current Assets and Current Liabilities as at 31st December 2018


| | | Year Ended 31/12/2018 | € | Year Ended 31/12/2017 | € |
|---|----|--------------------------|---|--------------------------|---|
| Current Assets | | | | | |
| Recurrent State Grants | 13 | 1,933,301 | | 1,825,140 | |
| Capital State Grants | 14 | 995,029 | | 641,692 | |
| Other Recurrent Income | 15 | - | | 90,599 | |
| Third Party Debtors | 16 | 582,213 | | 523,276 | |
| Bank Balance | | 11,353,350 | | 8,827,321 | |
| | | <u>14,863,893</u> | | <u>11,908,028</u> | |
| Current Liabilities | | | | | |
| Recurrent State Grants | 17 | 3,149,680 | | 3,645,114 | |
| Capital State Grants | 18 | 6,049,717 | | 2,808,508 | |
| Other Recurrent Income | 19 | 2,364,626 | | 2,710,226 | |
| Pay & Expense liabilities | 20 | 3,125,623 | | 3,134,107 | |
| | | <u>14,689,646</u> | | <u>12,297,955</u> | |
| Net Current Assets / (Liabilities) | | <u>174,247</u> | | <u>(389,927)</u> | |
| Represented By | | | | | |
| Revenue Surplus / (Deficit) | | <u>174,247</u> | | <u>(389,927)</u> | |

| | | Retained Surplus/(Deficit) | € | Retained Surplus/(Deficit) | € | Retained Surplus/(Deficit) | € |
|---|------------------------------------|-------------------------------|---|-------------------------------|---|-------------------------------|---|
| Analysis of Revenue Surplus / (Deficit) | Programme | 31/12/2018 | € | For 2018 | € | 31/12/2017 | € |
| | Post Primary Schools & Head Office | 3,209 | | 36,587 | | (33,378) | |
| | Assoc Main Scheme | - | | 5,864 | | (5,864) | |
| | Further Education & Training | - | | 535,704 | | (535,704) | |
| | Third Level Grants | - | | (185,019) | | 185,019 | |
| | Agency & Self financing Programmes | 171,038 | | 171,038 | | - | |
| | | <u>174,247</u> | | <u>564,174</u> | | <u>(389,927)</u> | |

Signed


 Cllr. Kieran O'Hanlon
 Chairperson

17th December 2019


 George O'Callaghan
 Chief Executive

17th December 2019

The notes on pages 10 to 28 form part of these financial statements

Limerick and Clare Education and Training Board

Notes to The Financial Statements - Year Ended 31st December 2018

| 1 Post Primary Schools & Head Office Receipts | | Year Ended 31/12/2018 | Year Ended 31/12/2017 |
|---|-------------------------------|--------------------------|--------------------------|
| PAY | Sponsoring Department/Funder | € | € |
| Post Primary Schools & Head Office Net Cash Grant | Education and Skills | 62,621,170 | 59,102,131 |
| Retained Superannuation Contributions | Education and Skills | 3,445,961 | 3,484,586 |
| | | <hr/> | <hr/> |
| | | 66,067,131 | 62,586,717 |
| | | | |
| NON PAY | | | |
| Post Primary Schools & Head Office Net Cash Grant | Education and Skills | 3,163,973 | 3,161,316 |
| Tuition Fees | LCETB Students | 936,581 | 887,297 |
| IPB Capital Release | Irish Public Bodies Insurance | 297,380 | - |
| IPB Dividend | Irish Public Bodies Insurance | 73,541 | 145,152 |
| | | <hr/> | <hr/> |
| | | 4,471,475 | 4,193,765 |
| | | | |
| ASSOCIATED PROGRAMMES | | | |
| School Services Support Fund | Education and Skills | 913,837 | 907,235 |
| Book Grant - Needy Pupils | Education and Skills/Parents | 551,096 | 515,453 |
| Transition Year Grant | Education and Skills/Parents | 536,173 | 504,221 |
| DEIS Funding | Education and Skills | 134,618 | 136,489 |
| PLC Government Levy | LCETB Students | 116,035 | 115,845 |
| Traveller Capitation Grant | Education and Skills | 50,049 | 19,899 |
| Junior Certificate School Programme | Education and Skills | 47,304 | 66,457 |
| Foreign Language Assistant | Education and Skills | 31,860 | 10,605 |
| Leaving Cert Applied (Per Capita) | Education and Skills | 23,858 | 28,690 |
| Science Grant | Education and Skills | 20,401 | 14,794 |
| Others 9 in Number | Education and Skills | 79,191 | 77,517 |
| | | <hr/> | <hr/> |
| | | 2,504,422 | 2,397,205 |
| | | <hr/> | <hr/> |
| | | 73,043,028 | 69,177,687 |
| | | <hr/> <hr/> | <hr/> <hr/> |

Limerick and Clare Education and Training Board

Notes to The Financial Statements - Year Ended 31st December 2018

2 FURTHER EDUCATION AND TRAINING RECEIPTS

| Further Education | Sponsoring Department/Funder | Year Ended 31/12/2018 € | Year Ended 31/12/2017 € |
|---|------------------------------|-------------------------------|-------------------------------|
| VTOS | SOLAS | 7,434,361 | 7,407,776 |
| Youthreach | SOLAS | 5,050,742 | 5,232,355 |
| Adult Literacy | SOLAS | 2,868,447 | 2,572,377 |
| BTEI | SOLAS | 1,955,573 | 1,893,752 |
| FET Building Management Costs | SOLAS | 1,347,700 | 1,294,627 |
| Senior Traveller Centres & Crèches Legacy | SOLAS | 873,097 | (203,671) |
| Comm Ed/SPIDAS | SOLAS | 844,802 | 844,933 |
| Unemployment Blackspots | SOLAS | 835,000 | - |
| Adult Education Guidance Service | SOLAS | 594,898 | 578,844 |
| FET Operational | SOLAS | 564,511 | 187,292 |
| Youthreach National Co-ordinator | SOLAS | 337,339 | (14,702) |
| Intercultural Limerick/ESOL | SOLAS | 314,244 | 254,000 |
| Quality Assurance | SOLAS | 283,171 | 267,938 |
| Hospitality Skills - SOLAS | SOLAS | 257,986 | 417,160 |
| Employability Skills | SOLAS | 245,606 | - |
| Continuing Professional Development | SOLAS | 195,241 | 65,663 |
| Locally Devised Assessments | SOLAS | 159,327 | 234,973 |
| PLC Enhanced Capitation | SOLAS | 104,634 | 106,067 |
| QQI Authentication | SOLAS | 72,728 | (4,372) |
| Technology Enhanced Learning | SOLAS | 50,000 | - |
| Guidance & Counselling | SOLAS | 35,300 | 80,013 |
| PLC Rent | SOLAS | 31,200 | 7,200 |
| Refugee Resettlement | SOLAS | (695) | (18,516) |
| Further Education | SOLAS | (1,015,011) | 1,015,011 |
| ITABE | SOLAS | - | 190,637 |
| European Globalisation Fund (Local Delivery) | SOLAS | - | 99,085 |
| DEIS Family Literacy | SOLAS | - | (2,181) |
| | | 23,440,201 | 22,506,261 |
| Training | | | |
| Apprenticeships | SOLAS | 7,823,919 | 7,106,838 |
| Payroll and Operational Costs | SOLAS | 7,807,122 | 7,378,592 |
| Community Training Centres | SOLAS | 3,249,438 | 1,922,093 |
| Specialist Training Providers | SOLAS | 2,858,468 | 3,317,281 |
| Skills Training | SOLAS | 2,615,759 | 4,237,785 |
| Traineeship Training Centre | SOLAS | 2,269,872 | 2,230,577 |
| Local Training Initiatives LTI | SOLAS | 1,636,636 | 2,454,516 |
| Evening Courses | SOLAS | 619,035 | 950,156 |
| Justice Workshops | SOLAS | 254,107 | (120,316) |
| Apprenticeships 2016+ | SOLAS | 86,000 | - |
| Library Project | SOLAS | 27,420 | (24,638) |
| Apprenticeship 2016+ Consortia | SOLAS | 26,499 | - |
| National European Globalisation Adjustment Fund | SOLAS | - | 428,325 |
| Bridging Foundation | SOLAS | - | (10,955) |
| | | 29,274,275 | 29,870,254 |
| Total | | 52,714,476 | 52,376,515 |

3 STUDENT SUPPORT SERVICES RECEIPTS

| | | | |
|-------------------------|----------------------|---|--------------|
| Grants and Scholarships | Education and Skills | - | 3,000 |
|-------------------------|----------------------|---|--------------|

4 YOUTH SERVICES RECEIPTS

| | | | |
|-----------------------------------|------------------------------|------------------|------------------|
| Y.P.F.S.F. STREAM 2 | Children and Youth Affairs | 987,028 | 776,174 |
| Special Projects Youth - SPY | Children and Youth Affairs | 620,383 | 658,773 |
| Youth Work Activities | Children and Youth Affairs | 264,998 | 249,822 |
| Youth CAPITAL | Children and Youth Affairs | 216,205 | - |
| Revised Youth Funding Scheme | Children and Youth Affairs | 172,870 | - |
| Y.P.F.S.F. STREAM 1 | Children and Youth Affairs | 150,402 | 144,616 |
| Regional Task Force | MW Regional Drugs Task Force | 147,982 | 147,982 |
| Youth Club Grant | Children and Youth Affairs | 107,056 | 93,523 |
| LGBTI Youth Grant | Children and Youth Affairs | 12,000 | - |
| Equipment Grant Local Youth Clubs | Children and Youth Affairs | - | 391,437 |
| | | 2,678,924 | 2,462,327 |

Limerick and Clare Education and Training Board

Notes to The Financial Statements - Year Ended 31st December 2018

5 AGENCIES and SELF-FINANCING PROJECTS

| | | | Year Ended 31/12/2018 | | | | Year Ended 31/12/2017 | |
|--------------------------------|------------------------------------|--|-----------------------|------------------|------------------|------------------|-----------------------|------------------|
| AGENCIES | | | RECEIPTS | | PAYMENTS | | RECEIPTS | PAYMENTS |
| Item | PROJECT NAME | Primary Sponsoring Department/Funder | | Pay | Non Pay | Total | | |
| | | | € | € | € | € | € | € |
| 1 | School Levies/Fees/Donations | Parents/ Students | 2,553,823 | 104,048 | 2,523,590 | 2,627,638 | 2,151,672 | 2,224,105 |
| 2 | Music Generation Limk City & Clare | Music Gen Irl/Match Funding/Arts Council | 849,471 | 511,016 | 156,774 | 667,790 | 691,027 | 614,976 |
| 3 | School Meals - DSFA | DSFA | 401,279 | - | 465,147 | 465,147 | 364,184 | 358,525 |
| 4 | Homework/Study club | Parents/Students | 313,179 | 258,681 | - | 258,681 | 220,974 | 204,379 |
| 5 | School Completion Programme | Tusla | 228,609 | 224,853 | 22,581 | 247,434 | 252,571 | 233,736 |
| 6 | Examination Bodies SEC | State Examinations Commission | 195,174 | 186,653 | 9,188 | 195,841 | 391,655 | 270,270 |
| 7 | European Projects | Leargas | 151,326 | 4,788 | 86,024 | 90,812 | 115,409 | 110,551 |
| 8 | Hospitality Skills (Non Pay) | Regeneration (Limk Council) | 140,000 | 27,847 | 253,646 | 281,493 | 200,000 | 311,833 |
| 9 | Mid West Regional Skills | DES/LIT | 101,694 | - | 90,356 | 90,356 | - | - |
| 10 | Local Skills for Work Prog | Dublin Dun Laoghaire ETB | 90,158 | - | (2,664) | (2,664) | 167,654 | 198,656 |
| 11 | Regeneration Grants | Regeneration (Limk Council) | 72,550 | 62,198 | 1,870 | 64,068 | - | 85,209 |
| 12 | HSE Art Therapists | Health Service Executive | 63,565 | 61,486 | - | 61,486 | 71,009 | 65,644 |
| 13 | RAPID | Clare Local Community Dev Committee | 53,000 | - | 36,682 | 36,682 | - | - |
| 14 | Better Energy Communities | SEAI | 48,604 | - | - | - | 284,298 | 323,866 |
| | Others - 11 in Number | Various | 65,055 | 93,303 | 81,112 | 174,415 | 381,378 | 381,713 |
| | | | 5,327,487 | 1,534,873 | 3,724,306 | 5,259,179 | 5,291,831 | 5,383,463 |
| SELF-FINANCING PROJECTS | | | | | | | | |
| 1 | Outdoor Education Centers | Education & Skills | 410,860 | - | - | - | - | - |
| | | Third Party | 545,400 | 956,260 | 776,506 | 179,089 | 955,595 | 929,169 |
| 2 | Third Party Examination Fees | Parents/ Students | 167,297 | 7,899 | 135,795 | 143,694 | 154,960 | 146,952 |
| 3 | School Canteen/Vending Machines | Parents/ Students | 93,767 | - | 116,126 | 116,126 | 110,072 | 96,641 |
| 4 | Hire of PE Hall & Rooms | Parents/ Students | 26,084 | - | 29,464 | 29,464 | 81,221 | 42,994 |
| 5 | Adult Education Directory | Parents/ Students | - | - | 12,582 | 12,582 | - | 7,028 |
| | | | 1,243,408 | 784,405 | 473,056 | 1,257,461 | 1,275,422 | 1,262,465 |
| Total | | | 6,570,895 | 2,319,278 | 4,197,362 | 6,516,640 | 6,567,253 | 6,645,928 |

Limerick and Clare Education and Training Board

Notes to The Financial Statements - Year Ended 31st December 2018

| 6 CAPITAL | | Year Ended 31/12/2018 | Year Ended 31/12/2017 |
|---|--------------------------------|--------------------------|--------------------------|
| | | € | € |
| Receipts | | | |
| Dept. Education & Skills | | 19,318,545 | 12,410,239 |
| SOLAS | | 424,089 | 401,585 |
| Sale of Property Proceeds | | 150,937 | - |
| Self-financing | | 131,640 | 120,790 |
| | | <u>20,025,211</u> | <u>12,932,614</u> |
| Payments | | | |
| Facility | Expenditure Type | | |
| New School | | | |
| Coláiste Chiaráin, Croom, Limerick | Planning | 606,034 | 366,785 |
| St. Nessans Community College/Thomond College | Outstanding Issues | 3,395 | - |
| Extensions and Minor Building Works | | | |
| Coláiste Iosaef, Kilmallock, Limerick | Extension | 6,384,866 | 1,285,908 |
| St. Anne's Community College, Clare | Extension | 3,513,790 | 1,245,073 |
| Desmond College, NCW, Limerick | ASD Unit | 1,325,438 | 496,229 |
| Ennis Community College, Clare | Extension | 539,980 | 396,479 |
| Marshal House Building Works | Building Works | 351,610 | - |
| St. Michael's, Kilmihil, Clare | Emergency Works | 210,128 | 38,684 |
| St. Patricks Comprehensive College, Shannon | Extension | 134,339 | 3,197,444 |
| Other various (9) in number | Minor Building Works | 121,451 | 2,064,546 |
| Energy Efficiency Projects | | | |
| Energy Efficiency | Energy | 992,354 | 648,018 |
| Furniture and Equipment | | | |
| Various (7) in number | Furniture | 657,539 | 444,890 |
| ICT Equipment | | | |
| Various (8) in Number | IT Equipment School Extensions | 337,463 | 357,516 |
| Further Education & Training - SOLAS | | | |
| | Buildings & Equipment | 753,841 | 338,699 |
| Temporary Accommodation | | | |
| Various (7) in number | Temporary Accommodation | 1,020,497 | 1,218,821 |
| Sale of Property | | | |
| Sale of Land (remitted to Deptment of Education & Skills) | Sale of Land | 150,937 | - |
| Site Acquisition | | | |
| Various (3) in number | | 182,841 | 498,844 |
| | | <u>17,286,503</u> | <u>12,597,936</u> |

Limerick and Clare Education and Training Board

Notes to The Financial Statements - Year Ended 31st December 2018

| 7 Post Primary Schools & Head Office Payments | Year Ended 31/12/2018 | | | Year Ended 31/12/2017 |
|---|-----------------------|-----------|------------|--------------------------|
| PAY | Pay | Non Pay | Total | |
| | € | € | € | € |
| Instruction | 61,017,023 | - | 61,017,023 | 56,719,761 |
| Administration | 3,988,658 | - | 3,988,658 | 4,013,407 |
| Maintenance | 1,459,659 | - | 1,459,659 | 1,331,735 |
| | 66,465,340 | - | 66,465,340 | 62,064,903 |
| NON PAY | | | | |
| Instruction | - | 910,475 | 910,475 | 1,100,892 |
| Administration | - | 1,982,210 | 1,982,210 | 1,930,598 |
| Maintenance | - | 1,310,944 | 1,310,944 | 1,308,987 |
| | - | 4,203,629 | 4,203,629 | 4,340,477 |
| ASSOCIATED PROGRAMMES | | | | |
| School Services Support Fund | 206,050 | 683,972 | 890,022 | 914,305 |
| Book Grant - Needy Pupils | 1,726 | 501,547 | 503,273 | 489,316 |
| Transition Year Grant | 4,421 | 469,873 | 474,294 | 419,864 |
| DEIS Funding | 13,800 | 165,061 | 178,861 | 176,919 |
| PLC Government Levy | 11,010 | 128,017 | 139,027 | 87,013 |
| Junior Certificate School Programme | - | 53,566 | 53,566 | 39,352 |
| Foreign Language Assistant | - | 31,634 | 31,634 | 10,604 |
| LCA/LCVP Equipment | - | 26,024 | 26,024 | 20,729 |
| Traveller Capitation Grant | - | 21,970 | 21,970 | 25,614 |
| Science Grant | - | 21,594 | 21,594 | 22,430 |
| Others (12) in Number | 11,888 | 64,059 | 75,947 | 70,256 |
| | 248,895 | 2,167,317 | 2,416,212 | 2,276,402 |
| | 66,714,235 | 6,370,946 | 73,085,181 | 68,681,782 |

Post Primary Schools & Head Office Payments

These relate to the provision of second level and PLC programmes provided in 19 locations, catering for 9,683 participants as well as night classes in 7 locations, catering for 4,261 participants and Limerick School of Music with 758 participants.

Limerick and Clare Education and Training Board

Notes to The Financial Statements - Year Ended 31st December 2018

| | Year Ended 31/12/2018 | | | | Year Ended 31/12/2017 |
|--|-----------------------|-------------------|-------------------|-------------------|--------------------------|
| | Pay € | Non Pay € | Allowances € | Total € | € |
| 8 FURTHER EDUCATION AND TRAINING PAYMENTS | | | | | |
| Further Education | | | | | |
| VTOS | 3,261,540 | 611,136 | 3,598,638 | 7,471,314 | 7,226,930 |
| Youthreach | 3,422,225 | 694,131 | 1,080,372 | 5,196,728 | 5,038,451 |
| Adult Literacy Development Fund | 2,446,600 | 446,537 | - | 2,893,137 | 2,636,141 |
| Back to Education Initiative | 1,621,068 | 274,199 | - | 1,895,267 | 1,808,336 |
| FET Building Management Costs | - | 1,368,381 | - | 1,368,381 | 1,224,290 |
| Community Education | 737,040 | 112,919 | - | 849,959 | 821,546 |
| Unemployment Blackspots | 129,606 | 576,784 | - | 706,390 | - |
| Adult Education Guidance Service | 578,080 | 100,982 | - | 679,062 | 603,032 |
| FET Operational Costs | 101,554 | 500,703 | - | 602,257 | 236,628 |
| ESOL Intercultural Limerick | 353,176 | 44,038 | - | 397,214 | 233,402 |
| Hospitality Skills SOLAS Pay | 296,979 | - | - | 296,979 | 183,924 |
| Quality Framework | 166,348 | 79,192 | - | 245,540 | 265,414 |
| Childcare VTOS/YR Legacy | 240,973 | - | - | 240,973 | 230,068 |
| Locally Devised Assessments | 211,987 | - | - | 211,987 | 185,197 |
| Employee Skills Development | 134,963 | 35,234 | - | 170,197 | - |
| Youthreach National Co-ordinator | 145,502 | 21,632 | - | 167,134 | 161,055 |
| FET Continuing Professional Development | 64,373 | 78,613 | - | 142,986 | 116,483 |
| PLC Enhanced Capitation | - | 112,977 | - | 112,977 | 105,101 |
| Guidance & Counselling | 26,238 | 25,401 | - | 51,639 | 32,755 |
| Technology Enhanced Learning | - | 48,660 | - | 48,660 | - |
| QQI Authentication DES | 39,276 | - | - | 39,276 | 24,823 |
| PLC Rent | - | 31,800 | - | 31,800 | 7,200 |
| European Globalisation Fund (Local Delivery) | - | - | - | - | 8,610 |
| Refugee Resettlement | - | - | - | - | 8,132 |
| DEIS Family Literacy | - | - | - | - | 1,502 |
| Adult Refugee Programme | - | - | - | - | 695 |
| | 13,977,528 | 5,163,319 | 4,679,010 | 23,819,857 | 21,159,715 |
| Training | | | | | |
| Apprenticeship | 439,308 | 1,310,942 | 6,463,862 | 8,214,112 | 7,164,702 |
| TC Staff & Operations | 4,675,461 | 2,955,656 | - | 7,631,117 | 7,355,585 |
| Specialist Training Providers (STP) | - | 1,878,918 | 1,239,450 | 3,118,368 | 3,181,668 |
| Community Training Centres | 29,267 | 1,981,253 | 858,646 | 2,869,166 | 2,544,124 |
| Skills Training | 168,508 | 1,197,849 | 1,151,619 | 2,517,976 | 3,549,164 |
| Traineeships | - | 1,196,347 | 1,047,612 | 2,243,959 | 2,282,334 |
| Local Training Initiatives | - | 311,497 | 1,267,967 | 1,579,464 | 2,189,118 |
| Evening Courses | 475,950 | 248,706 | - | 724,656 | 676,786 |
| Justice Workshops | - | - | 143,435 | 143,435 | 111,889 |
| Apprenticeship 2016+ | - | 48,393 | - | 48,393 | - |
| Apprenticeship 2016+ Consortia | - | 21,434 | - | 21,434 | - |
| National European Globalisation Adjustment Fund | - | - | - | - | 252,994 |
| Bridging Foundation | - | - | - | - | 1,146 |
| | 5,788,494 | 11,150,995 | 12,172,591 | 29,112,080 | 29,309,510 |
| Total | 19,766,022 | 16,314,314 | 16,851,601 | 52,931,937 | 50,469,225 |
| Further Education and Training Payments | | | | | |
| These relate to the provision of Further Education programmes in 22 locations including 3 Training Centres, catering for 21,405 beneficiaries. | | | | | |
| 9 STUDENT SUPPORT SERVICES PAYMENTS | | | | | |
| Grants and Scholarships | - | - | - | - | - |
| | - | - | - | - | - |
| 10 Youth Services | | | | | |
| Y.P.F.S.F. STREAM 2 | 55,061 | 959,835 | - | 1,014,896 | 748,306 |
| Special Projects Youth-SPY | - | 621,634 | - | 621,634 | 657,522 |
| Youth Work Activities | 188,977 | 51,763 | - | 240,740 | 230,331 |
| Youth Capital Funding | - | 216,205 | - | 216,205 | 3,000 |
| Revised Youth Funding Scheme | - | 163,529 | - | 163,529 | - |
| Y.P.F.S.F. STREAM 1 | 4,745 | 148,304 | - | 153,049 | 169,305 |
| Regional Task Force | - | 148,663 | - | 148,663 | 150,069 |
| Youth Club Grant (Sports Dept.) | - | 109,038 | - | 109,038 | 94,120 |
| LGBTI Youth Grant | - | 12,000 | - | 12,000 | - |
| LYC Quality Assurance | 3,000 | - | - | 3,000 | - |
| Drugs Task Force DES Fund | - | 1,873 | - | 1,873 | - |
| Youth Work Quality Service Standards | - | 1,617 | - | 1,617 | - |
| Youth Club Equipment Grant | - | - | - | - | 374,803 |
| | 251,783 | 2,434,461 | - | 2,686,244 | 2,427,456 |

Limerick and Clare Education and Training Board

Notes to The Financial Statements - Year Ended 31st December 2018

11 ANALYSIS OF RECEIPTS BY FUNDER

| FUNDER | Post Primary Schools & Head Office | Further Education and Training | Programme | | | Capital | TOTAL YEAR ENDED 31/12/2018 | TOTAL YEAR ENDED 31/12/2017 |
|--|--|-----------------------------------|------------------|---------------------------------|-------------------|--------------------|-----------------------------------|-----------------------------------|
| | | | Youth Services | Agencies and Self- financing | € | | | |
| State funding received | € 70,832,924 | € - | € - | € 502,554 | € 19,469,482 | € 90,804,960 | € 80,102,486 | |
| Education and Skills | - | 52,713,601 | - | - | 424,089 | 53,137,690 | 52,778,100 | |
| SOLAS | - | - | 2,530,942 | - | - | 2,530,942 | 2,311,413 | |
| Children and Youth Affairs | - | - | - | 416,574 | - | 416,574 | 383,695 | |
| Music Generation | - | - | - | 401,279 | - | 401,279 | 364,184 | |
| Social and Family Affairs | - | - | - | 233,950 | - | 233,950 | 252,050 | |
| Limerick Council | - | - | - | 227,959 | - | 227,959 | 247,959 | |
| Tusla | - | - | - | 195,174 | - | 195,174 | 391,655 | |
| State Examinations Commission | - | - | - | 151,326 | - | 151,326 | 115,409 | |
| Léargas | - | - | 147,982 | - | - | 147,982 | 150,914 | |
| Mid West Regional Drugs & Alcohol Task Force | - | - | - | 90,157 | - | 90,157 | 235,080 | |
| Dublin and Dunlaoghaire ETB | - | 875 | - | 69,000 | - | 69,000 | 25,124 | |
| Clare Council | - | - | - | 63,565 | - | 63,565 | 71,009 | |
| The Health Service Executive | - | - | - | 15,692 | - | 15,692 | 14,999 | |
| Third Level College | - | - | - | 10,000 | - | 10,000 | - | |
| Limerick Institute of Technology | - | - | - | 9,536 | - | 9,536 | 66,527 | |
| City Dublin ETB | - | - | - | 7,410 | - | 7,410 | 134,652 | |
| Higher Education Authority | - | - | - | - | - | - | - | |
| Non State funding applied to State funded schemes | 70,832,924 | 52,714,476 | 2,678,924 | 2,394,176 | 19,893,571 | 148,514,071 | 137,645,256 | |
| Parents/ Students- tuition fees | 1,811,319 | - | - | 703,276 | - | 2,514,595 | 2,327,795 | |
| Irish Public Bodies | 370,921 | - | - | - | - | 370,921 | 145,152 | |
| Fundraising | - | - | - | 197,579 | 131,640 | 329,219 | 226,466 | |
| Blackrock Education Centre | 27,864 | - | - | - | - | 27,864 | 48,757 | |
| St. Vincent DePaul | - | - | - | 10,000 | - | 10,000 | 10,000 | |
| Tomar Trust/Music Generation | - | - | - | 7,500 | - | 7,500 | - | |
| LEADER Programme | - | - | - | 7,500 | - | 7,500 | - | |
| Other Non-state funding | 2,210,104 | - | - | 925,855 | 131,640 | 3,267,599 | 2,758,170 | |
| Parents/ Students- tuition fees | - | - | - | 3,154,151 | - | 3,154,151 | 2,718,899 | |
| Sustaining Energy Ireland | - | - | - | 48,604 | - | 48,604 | 284,298 | |
| Fundraising | - | - | - | 21,000 | - | 21,000 | 80,192 | |
| Irish Public Bodies | - | - | - | 27,109 | - | 27,109 | 10,477 | |
| Faillte Ireland | - | - | - | - | - | - | 20,000 | |
| St. Vincent DePaul | - | - | - | - | - | - | 2,104 | |
| | - | - | - | 3,250,864 | - | 3,250,864 | 3,115,970 | |
| Total | 73,043,028 | 52,714,476 | 2,678,924 | 6,570,895 | 20,025,211 | 155,032,534 | 143,519,396 | |

12 State Funding

| Primary Grantor | | 2018 | | 2018 | | 2018 | | 2018 | | 2018 | | 2018 | | 2018 | | 2018 | | 2018 | | | | | | | | | | | | | | | | | | | | | |
|-------------------|-------------------------|--------------|------------------------------------|------------------------------|--|----------------|------------------------|------------------|-----------------------------------|---|------------------------------------|----------------------|--------------------------------------|---------|-------------------------------------|---------------------------|-----------------------------|---------------|-------|----------------------------|-------------------------------|--|-------------------------|---|---|----------------------------------|-----------------------------|---|----------------------------|---------|--------------------------|-------|-------------|-------|--|--|--|--|--|
| Department/Office | Project / Programme | Grant issued | Amount due from / (due to) Grantor | Receipts direct from Grantor | Receipts from other sources ^{b,c} | Total receipts | Local Funding transfer | Cash expenditure | Change in Liabilities and Debtors | Surplus retained/ (deficit incurred) For 2018 | Amount due from/ (due to) Grantor* | Education and Skills | Post Primary Schools and Head Office | Capital | Student Support/Third Level College | Agency and Self-financing | Total Education and Skills* | Other Funders | SOLAS | Children and Youth Affairs | State Examinations Commission | Music Generation/Clare & Limerick Co. Councils, University of Limerick | Social & Family Affairs | Environment & Local Government/Limerick & Clare Council | Clare Council - Clare Local Dev Committee | Children and Youth Affairs/Iúsla | Dublin and Dunlaoghaire ETB | Children and Youth Affairs/Youth Work Ireland | Higher Education Authority | Leargas | Health Service Executive | CDETB | Total Other | Total | | | | | |
| | Pay* | 62,621,170 | 121,711 | (62,621,170) | (3,445,961) | (66,067,131) | - | 66,465,340 | (198) | - | 519,722 | | | | | | | | | | | | | | | | | | | | | | | | | | | | |
| | Non-Pay | 4,231,960 | - | (3,163,973) | (1,307,502) | (4,471,475) | 239,515 | 4,203,629 | (8,256) | 36,587 | - | | | | | | | | | | | | | | | | | | | | | | | | | | | | |
| | Local Funding Surpluses | | (95,755) | - | - | - | (239,515) | - | 38,070 | - | (297,200) | | | | | | | | | | | | | | | | | | | | | | | | | | | | |
| | Associated Programmes | 1,601,820 | (1,350,789) | (1,601,820) | (902,602) | (2,504,422) | - | 2,416,212 | 7,577 | 5,864 | (1,425,558) | | | | | | | | | | | | | | | | | | | | | | | | | | | | |
| | | 19,469,482 | (2,166,816) | (19,469,482) | (555,729) | (20,025,211) | - | 17,286,503 | (149,164) | - | (5,054,688) | | | | | | | | | | | | | | | | | | | | | | | | | | | | |
| | | | - | - | - | - | - | - | - | (185,019) | (185,019) | | | | | | | | | | | | | | | | | | | | | | | | | | | | |
| | | 502,554 | 32,174 | (512,554) | (545,400) | (1,057,954) | - | 1,045,951 | 7,019 | (37,987) | (10,797) | | | | | | | | | | | | | | | | | | | | | | | | | | | | |
| | | 88,426,986 | (3,459,475) | (87,366,999) | (6,757,194) | (94,126,193) | - | 91,417,635 | (104,952) | (180,555) | (6,453,540) | | | | | | | | | | | | | | | | | | | | | | | | | | | | |
| | | 52,714,476 | (192,858) | (52,713,601) | (875) | (52,714,476) | - | 52,931,937 | (107,803) | 535,704 | 452,504 | | | | | | | | | | | | | | | | | | | | | | | | | | | | |
| | | 2,530,942 | (161,876) | (2,530,942) | - | (2,530,942) | - | 2,537,581 | 864 | - | (154,373) | | | | | | | | | | | | | | | | | | | | | | | | | | | | |
| | | 195,174 | (1,300) | (195,174) | - | (195,174) | - | 195,841 | (150) | - | (783) | | | | | | | | | | | | | | | | | | | | | | | | | | | | |
| | | 416,574 | 38,705 | (469,666) | (379,805) | (849,471) | - | 667,790 | 71,296 | - | (71,680) | | | | | | | | | | | | | | | | | | | | | | | | | | | | |
| | | 401,279 | (122,418) | (401,279) | - | (401,279) | - | 465,147 | (10,055) | - | (68,605) | | | | | | | | | | | | | | | | | | | | | | | | | | | | |
| | | 212,550 | (359,659) | (212,550) | - | (212,550) | - | 345,561 | (38,773) | - | (165,421) | | | | | | | | | | | | | | | | | | | | | | | | | | | | |
| | | 53,000 | - | (53,000) | - | (53,000) | - | 36,682 | - | - | (16,318) | | | | | | | | | | | | | | | | | | | | | | | | | | | | |
| | | 227,959 | (136,958) | (227,959) | (650) | (228,609) | - | 247,434 | 2,475 | - | (115,658) | | | | | | | | | | | | | | | | | | | | | | | | | | | | |
| | | 90,157 | 14,458 | (90,157) | - | (90,157) | - | (2,664) | 78,363 | - | - | | | | | | | | | | | | | | | | | | | | | | | | | | | | |
| | | 147,982 | (681) | (147,982) | - | (147,982) | - | 148,663 | - | - | - | | | | | | | | | | | | | | | | | | | | | | | | | | | | |
| | | 7,410 | (107,701) | (7,410) | - | (7,410) | - | 103,885 | (11,668) | - | (22,894) | | | | | | | | | | | | | | | | | | | | | | | | | | | | |
| | | 151,326 | (77,574) | (151,326) | - | (151,326) | - | 90,812 | (5,796) | - | (143,884) | | | | | | | | | | | | | | | | | | | | | | | | | | | | |
| | | 63,565 | 2 | (63,565) | - | (63,565) | - | 61,486 | 2,077 | - | - | | | | | | | | | | | | | | | | | | | | | | | | | | | | |
| | | 9,536 | (86,655) | (9,536) | - | (9,536) | - | 9,796 | (1,576) | - | (87,971) | | | | | | | | | | | | | | | | | | | | | | | | | | | | |
| | | 57,221,930 | (1,094,515) | (57,274,147) | (381,330) | (57,655,477) | - | 57,839,951 | (20,746) | 535,704 | (395,083) | | | | | | | | | | | | | | | | | | | | | | | | | | | | |
| | | 145,648,916 | (4,553,990) | (144,643,146) | (7,138,524) | (151,781,670) | - | 149,257,586 | (125,698) | 355,149 | (6,848,623) | | | | | | | | | | | | | | | | | | | | | | | | | | | | |

Balances are reported on an accruals basis.

a Opening balances
b Receipts from other sources
c Receipts from other sources
d Cash expenditure
e Total State Funding*
f Receipts from other sources Total Other

Post-Primary Schools and Head Office Pay and Non-Pay grants are funded by the Department of Education and Skills having regard to anticipated receipts from other sources. In the case of Non-Pay, a shortfall in actual receipts will result in a corresponding reduction in grant income. As excess receipts are not part of current year funding, they are due to the Department of Education and Skills. In 2018 actual receipts exceeded anticipated receipts by €297,380.
 Post-Primary Schools and Head Office Pay Grant awarded was expected to be funded by direct receipts from the grantor of €62,932,432 and retained superannuation deductions of €3,445,971. In the event, receipts relating to superannuation deductions retained by CDETB were €3,445,961 (€90 more than anticipated) and are included in receipts from the Department of Education and Skills in Note 11 - Funding.

Total grants are set by reference to anticipated expenditure. In the case of Post-Primary Schools and Head Office Non-Pay, and in certain Further Education Programmes expenditure limits are set. Expenditure incurred in excess of this limit gives rise to a deficit, whereas savings can be retained and used to fund future deficits. In 2018, non-pay expenditure was less than the grant by €36,587.
 The difference between the total amount paid directly by State Departments/offices of €145,067,235 above and the total in Note 11 - Funding - of €148,514,071 is represented by the Superannuation retained of €3,445,961 and €975 from DDETB (SOLAS SPW)

The figure of €381,330 Consists of amounts received from secondary funders for the project listed these funders are DDETB, Parental Contributions, LCETB Partnership Contribution, St. Vincent de Paul, JP MC Manus Fund, LEADER
 The total retained surplus of the year in this note differs from that in the Statement of current assets and liabilities. The difference is made up of income of €209,025 arising from school activities including shop, vending machines, canteen facilities and the rental of facilities. The surplus disclosed above relates to funding of €335,704 received from SOLAS in 2018 in relation to a deficit on a programme in 2017, which was funded by SOLAS in 2018.

Limerick & Clare Education and Training Board

Notes to The Financial Statements - Year Ended 31st December 2018

| | 31/12/2018 | 31/12/2017 |
|---|------------------|------------------|
| | € | € |
| 13 Current Assets - Recurrent State Grants | | |
| Amount due from Dept. Of Education and Skills | 180 | - |
| Pay Grant Underfunding | 519,722 | 121,711 |
| Associated Grant Underfunding | - | - |
| Amount due from Dept. Children and Youth Affairs | - | - |
| Amount due from SOLAS | 1,413,399 | 1,703,429 |
| | <u>1,933,301</u> | <u>1,825,140</u> |
| 14 Current Assets - Capital State Grants | | |
| Amount due from Dept. Of Education and Skills | 818,810 | 641,692 |
| Amount due from SOLAS | 176,219 | - |
| Amount due from Other Programme Funders (Non-State) | - | - |
| | <u>995,029</u> | <u>641,692</u> |
| 15 Current Assets - Other Recurrent Income | | |
| Amount due from Dept. Children and Youth Affairs | - | - |
| Amount due from Other Programme Funders (State) | - | 85,339 |
| Amount due from Other Programme Funders (Non-State) | - | 5,260 |
| | <u>-</u> | <u>90,599</u> |
| 16 Current Assets - Third Party Debtors | | |
| Recoupments Other | 516,805 | 251,801 |
| Salary Recoupments/Overpayments | 40,535 | 146,001 |
| Tuition Fees | 22,340 | 123,059 |
| State Exams | 2,533 | 2,415 |
| | <u>582,213</u> | <u>523,276</u> |

Limerick & Clare Education and Training Board

Notes to The Financial Statements - Year Ended 31st December 2018

| | 31/12/2018 | 31/12/2017 |
|--|------------|------------|
| | € | € |
| 17 Current Liabilities - Recurrent State Grants | | |
| Amount due to Dept. of Education and Skills | - | - |
| Associated Grants Unspent | 1,425,558 | 1,350,789 |
| DES (FET) Funded Regional Skills | 10,797 | - |
| Local/Receipts/Receivable Excess | 297,380 | 95,755 |
| Scholarship Grants Unspent | 185,019 | - |
| | | |
| Amount due to Solas | 960,895 | 1,899,055 |
| Amount due to Tusla | 115,658 | 136,958 |
| Amount due to Dept. of Children and Youth Affairs | 154,373 | 162,557 |
| | 3,149,680 | 3,645,114 |
| | | |
| 18 Current Liabilities - Capital State Grants | | |
| Amount held for Dept. Of Education and Skills | 6,032,660 | 2,693,118 |
| Amount due to SOLAS | 17,057 | 115,390 |
| Amount held for Other Programme Funders (Non-state) | - | - |
| | 6,049,717 | 2,808,508 |
| | | |
| 19 Current Liabilities - Other Recurrent Income | | |
| Amount held for Students | 1,684,994 | 1,640,945 |
| Amount held for Other Programme Funders (State) | 577,556 | 659,002 |
| Amount held for Other Programme Funders (Non-state) | 102,076 | 410,279 |
| | 2,364,626 | 2,710,226 |
| | | |
| 20 Pay and Expense Liabilities | | |
| Pay Liabilities | 888,428 | 937,087 |
| Expense Liabilities | 2,237,195 | 2,197,020 |
| | 3,125,623 | 3,134,107 |

Limerick & Clare Education and Training Board

Notes to The Financial Statements - Year Ended 31st December 2018

21 Movement in Other Net Current Assets

| | Balance as at 31/12/2018 | Balance as at 31/12/2017 | Movement in Year |
|---|-----------------------------|-----------------------------|---------------------------|
| | € | € | € |
| Current Assets | | | |
| Increase/(Decrease) in Recurrent State Grants Receivable | 1,933,301 | 1,825,140 | 108,161 |
| Increase/(Decrease) in Capital State Grants Receivable | 995,029 | 641,692 | 353,337 |
| Increase/(Decrease) in Other Recurrent Income Receivable | - | 90,599 | (90,599) |
| Increase/(Decrease) in Third Party Debtors | 582,213 | 523,276 | 58,937 |
| | <u>3,510,543</u> | <u>3,080,707</u> | <u>429,836</u> |
| Current Liabilities | | | |
| (Increase)/Decrease in Recurrent State Grant Liabilities | 3,149,680 | 3,645,114 | 495,434 |
| (Increase)/Decrease in Capital State Grant Liabilities | 6,049,717 | 2,808,508 | (3,241,209) |
| (Increase)/Decrease in Other Recurrent Income Liabilities | 2,364,626 | 2,710,226 | 345,600 |
| (Increase)/Decrease in Pay and Expense Liabilities | 3,125,623 | 3,134,107 | 8,484 |
| | <u>14,689,646</u> | <u>12,297,955</u> | <u>(2,391,691)</u> |
| Net Movement | | | <u><u>(1,961,855)</u></u> |

Limerick and Clare Education and Training Board

Notes to The Financial Statements - Year Ended 31 December 2018

22 Remuneration

| | 2018 | | 2017 |
|---|-------------------|--|-------------------|
| | € | | € |
| (a) Aggregate Employee Benefits | | | |
| Staff Short-term benefits | 87,854,720 | | 82,622,865 |
| Termination benefits | 6,857 | | - |
| | <u>87,861,577</u> | | <u>82,622,865</u> |
| (b) Staff Short-Term Benefits | | | |
| Pay (Comprising Basic Pay/Allowances/ Overtime) including Employer's PRSI | 7,463 | | 14,988 |
| | - | | - |
| | <u>7,463</u> | | <u>14,988</u> |

The pay ranges and the number of employees in each range are:

| Cost in 2018* | No. Employees | Cost in 2018 € |
|-------------------|---------------|-------------------|
| 0 - 59,999 | 1,849 | 40,832,359 |
| 60,000 - 69,999 | 327 | 21,333,377 |
| 70,000 - 79,999 | 210 | 15,642,501 |
| 80,000 - 89,999 | 54 | 4,491,704 |
| 90,000 - 99,999 | 27 | 2,557,443 |
| 100,000 - 109,999 | 14 | 1,474,348 |
| 110,000 - 119,999 | 10 | 1,135,501 |
| 120,000 - 129,999 | 1 | 123,636 |
| 130,000 - 139,999 | 2 | 270,709 |
| Total: | 2,494 | 87,861,577 |

* Costs in 2018 include employers' PRSI.

(c) Termination Benefits

The termination benefits paid relate to settlements with 1 staff during the year.

| 2018 | | 2017 |
|--------------|--|----------|
| € | | € |
| 6,857 | | - |
| <u>6,857</u> | | <u>-</u> |

(d) Key Management Personnel

Key management personnel in LCETB consist of the Chief Executive and the Directors of Schools, Further Education, and Organisation Support and Development. The total value of employee benefits for the key management personnel excluding employer's PRSI is set out below:

| | 2018 | | 2017 |
|----------------------|----------------|--|----------------|
| | € | | € |
| Salary | 383,831 | | 377,328 |
| Allowances | 49,419 | | 52,685 |
| Termination Benefits | - | | - |
| | <u>433,250</u> | | <u>430,013</u> |

(e) Chief Executive Salary and Benefits

The Chief Executive remuneration package excluding employers' PRSI for the year was:

| | 2018 | | 2017 |
|--------------|----------------|--|----------------|
| | € | | € |
| Basic Salary | 129,417 | | 124,261 |
| Arrears | - | | 22,143 |
| | <u>129,417</u> | | <u>146,404</u> |

The Chief Executive is a member of an unfunded defined benefit public sector pension scheme and his entitlements do not extend beyond the standard entitlements available under the scheme.

Limerick & Clare Education and Training Board

Notes to The Financial Statements - Year Ended 31 December 2018

| 23 Specific Costs | 2018 | 2017 |
|---|----------------|----------------|
| | € | € |
| (a) Consultancy | | |
| The costs of external services under the following headings: | | |
| Legal | - | - |
| Financial / Actuarial | - | - |
| Public relations/marketing | - | - |
| Human Resources | - | - |
| Other | - | - |
| | <u>-</u> | <u>-</u> |
| | <u>-</u> | <u>-</u> |
| (b) Legal Costs and Settlements | | |
| Legal costs and settlements for the year can be analysed under: | | |
| Legal fees - legal proceedings | 76,864 | 57,990 |
| Conciliation and arbitration payments | - | - |
| Settlements | - | - |
| | <u>76,864</u> | <u>57,990</u> |
| | <u>76,864</u> | <u>57,990</u> |
| LCETB did not incur legal costs in relation to ongoing matters involving Other State Bodies | | |
| No Legal & settlement costs were paid by the ETB's insurers. | | |
| No Legal & settlement costs were incurred in claims which were not fully covered by the ETB's insurers. | | |
| (c) Travel and Subsistence | | |
| Travel and subsistence costs comprise: | | |
| Domestic | | |
| - expenses paid to Board Members | 46,198 | 38,391 |
| - expenses paid for Board Members | - | - |
| - expenses paid to employees | 429,875 | 400,933 |
| | <u>476,073</u> | <u>439,324</u> |
| | <u>476,073</u> | <u>439,324</u> |
| International | | |
| - expenses paid to Board Members | - | - |
| - expenses paid for Board Members | - | - |
| - expenses paid to employees | 46,769 | 50,946 |
| | <u>46,769</u> | <u>50,946</u> |
| | <u>46,769</u> | <u>50,946</u> |
| Total | <u>522,842</u> | <u>490,270</u> |
| | <u>522,842</u> | <u>490,270</u> |
| (d) Hospitality | | |
| Hospitality costs incurred were: | | |
| Staff Hospitality | 8,329 | 473 |
| Other | 14,941 | 14,990 |
| | <u>23,270</u> | <u>15,463</u> |
| | <u>23,270</u> | <u>15,463</u> |

Limerick and Clare Education and Training Board

Notes to The Financial Statements - Year Ended 31st December 2018

24 Board Members' Expenses

Expenses are paid to Board members for travel to Board-related meetings.

The aggregate expenses paid to each member in the year ended the 31st December 2018 were:

| Board Member | Statutory Meetings | Interview Boards | Attendance at Conferences / Seminars | Finance/Audit Committee | Board of Management Meetings | Total | No. Board Meetings Attended |
|-------------------------------------|--------------------|------------------|--------------------------------------|-------------------------|------------------------------|----------------|-----------------------------|
| | € | € | € | € | € | € | |
| Ms. Joan Aherne*** | 105 | - | 907 | - | 35 | 1,046 | 10/10 |
| Mr. Tony Brazil | - | - | - | 3,743 | - | 3,743 | 9/10 |
| Mr. Michael Cregan | 122 | - | 131 | - | - | 254 | 7/10 |
| Cllr. Cathal Crowe | - | - | - | - | 15 | 15 | 4/10 |
| Cllr. Michael Donegan | 164 | - | - | - | - | 164 | 8/10 |
| Ms. Mary Flanagan | 463 | 33 | - | - | 191 | 688 | 9/10 |
| Cllr. Liam Galvin | 170 | - | - | 143 | 82 | 395 | 5/10 |
| Ms. Catherine (Kate) Haren De Parra | 319 | - | 350 | 255 | 148 | 1,072 | 5/10 |
| Cllr. Michael Hillery | 26 | - | - | - | 366 | 392 | 5/10 |
| Cllr. Mary Howard* | 343 | 7,356 | 491 | 35 | 215 | 8,440 | 8/10 |
| Cllr. Marian Hurley | - | 1,717 | - | - | - | 1,717 | 7/10 |
| Cllr. Gabriel Keating | 993 | - | 1,276 | 280 | 72 | 2,620 | 7/10 |
| Mr. Gordan Mewis | - | - | - | - | - | - | 8/10 |
| Mr. Sean McMahon** | 5,577 | 1,170 | 1,847 | 228 | 11 | 8,834 | 8/10 |
| Ms. Ann Nicolas | - | - | - | - | - | - | 6/10 |
| Cllr. Ann Norton | 307 | 6,815 | - | - | 54 | 7,176 | 7/10 |
| Cllr. Richard O'Donoghue | - | - | - | - | 17 | 17 | 5/10 |
| Mr. Donal O hAiniféin | - | - | - | - | - | - | 4/10 |
| Cllr. Kieran O'Hanlon*** | 145 | 5,089 | 3,824 | 17 | 18 | 9,092 | 8/10 |
| Cllr. Elena Secas | 30 | - | - | - | - | 30 | 8/10 |
| Cllr. Lisa Marie Sheehy | 504 | - | - | - | - | 504 | 7/10 |
| Total | €9,269 | €22,179 | €8,827 | €4,700 | €1,222 | €46,198 | |

Cllr. Mary Howard*

Mr. Sean McMahon**

Ms. Joan Aherne***

Cllr. Kieran O'Hanlon***

Chairperson of Limerick & Clare ETB September 2018 to December 2018

Chairperson of Limerick & Clare ETB January 2018 to September 2018

& ETB representative on Irish Public Bodies Mutual Insurances Ltd.

ETBI Reserve Members Forum September 2018 to December 2018

ETBI Reserve Members Forum January 2018 to August 2018

25 Chief Executive's Travel Expenses

| | 2018 | 2017 |
|-----------------|---------------|---------------|
| | € | € |
| Domestic Travel | 10,866 | 9,530 |
| Foreign Travel | 992 | 3,116 |
| | <u>11,859</u> | <u>12,646</u> |

Limerick and Clare Education and Training Board

Notes to The Financial Statements - Year Ended 31st December 2018

26 Capital Commitments

At the date of approval of the financial statements LCETB had committed and contracted for:

| | |
|--|----------------|
| New School - Coláiste Chiaráin Croom, Co. Limerick | €17.50m |
| New School - Limerick City, Gaelcholáiste Luimnigh | €15.60m |
| Extension - Ennis Community College, Clare | € 8.50m |
| Mungret Community College, Limerick - Temp Acc. | € 1.22m |
| New School Mungret Community College | €21.3m |
| New National School, Monaleen | €10.5m |
| | <u>€74.62m</u> |

27 Contingencies

At the date of approval of these financial statements no legal proceedings in respect of events that occurred before the 31/12/2018, have been initiated against Limerick and Clare ETB.

28 Provision of National Service

The Youthreach National Coordinator is working for the Department of Education and Skills and is paid by LCETB. The cost of providing the service in 2018 was €167,134 compared to €161,055 in 2017. A Grant is provided by SOLAS to cover the cost of salaries and related expenses.

29 Contribution to Education and Training Board Ireland

LCETB made a contribution of €74,237 to ETBi in 2018 compared to €75,724 in 2017.

30 Pension Related Deduction

€3,295,111 was deducted from staff by way of pension levy and paid over to the Department of Education and Skills.

Limerick and Clare Education and Training Board

Notes to The Financial Statements - Year Ended 31st December 2018

31 LCETB provides educational services from the properties listed below:

| Category | Location | Status | Annual Rent | Lease expiry |
|--|----------------------------------|--------|-------------|-----------------|
| 1 Properties in use | | | € | |
| Administrative Offices | | | | |
| Headquarters | Marshal House, Limerick | Owned | n/a | n/a |
| Sub Office | Station Road, Ennis, Co. Clare | Owned | n/a | n/a |
| Schools | | | | |
| Castletroy College | Castletroy, Co. Limerick | Owned | n/a | n/a |
| Colaiste Chiaráin | Croom, Co. Limerick | Owned | n/a | n/a |
| Colaiste Ide agus Iosef | Abbeyleale, Co. Limerick | Owned | n/a | n/a |
| Colaiste Iosaef | Kilmallock, Co. Limerick | Owned | n/a | n/a |
| Colaiste Mhuire | Askeaton, Co. Limerick | Owned | n/a | n/a |
| Colaiste na Trocaire | Rathkeale, Co. Limerick | Owned | n/a | n/a |
| Desmond College | Newcastlewest, Co. Limerick | Owned | n/a | n/a |
| Ennis Community College | Harmony Row, Ennis, Co. Clare | Owned | n/a | n/a |
| Ennistymon Vocational School | Ennistymon, Co. Clare | Owned | n/a | n/a |
| Hazelwood College | Dromcollogher, Co. Limerick | Owned | n/a | n/a |
| Mungret Community College | Mungret, Co. Limerick | Leased | €138,000 | 1/07/2020 |
| Scariff Community College | Scariff, Co. Clare | Owned | n/a | n/a |
| St. Anne's Community College | Killaloe, Co. Clare | Owned | n/a | n/a |
| St. John Bosco Community College | Kildysart, Co. Clare | Owned | n/a | n/a |
| St. Joseph's Community College | Kilkee, Co. Clare | Owned | n/a | n/a |
| St. Michael's Community College | Kilmihli, Co. Clare | Owned | n/a | n/a |
| Thomond Community College (Formerly St. Nessans CC) | Moylish Park, Limerick | Owned | n/a | n/a |
| Gaelcholáiste Luimnigh | Sir Harrys Mall, Limerick | Leased | 593,449 | 01/09/2028 |
| Site for New Gaelcholáiste Luimnigh | Clare Street, Limerick | Owned | n/a | n/a |
| Further Education and Training | | | | |
| Further Education & Training Centre - O'Connell Street Campus | O'Connell Avenue, Limerick. | Owned | n/a | n/a |
| Further Education & Training Centre - Newcastlewest Campus | Newcastlewest, Co. Limerick. | Owned | n/a | n/a |
| Further Education & Training Centre - Abbeyleale Campus | Abbeyleale, Co. Limerick. | Owned | n/a | n/a |
| Further Education & Training Centre - Hospital Campus | Hospital, Co. Limerick. | Owned | n/a | n/a |
| Further Education & Training Centre - Clonroad Campus | Ennis, Co. Clare. | Leased | 177,432 | 01/01/2038 |
| Further Education & Training Centre - Cappamore Campus | Cappamore, Co. Limerick. | Owned | n/a | n/a |
| Limerick College of Further Education | Mulgrave Street, Limerick. | Owned | n/a | n/a |
| Limerick College of Further Education - Old Eircom Site | Mulgrave Street, Limerick. | Leased | 40,000 | 28/02/2021 |
| Further Education & Training Centre - Shannon Ind. Estate Campus | Shannon, Co. Clare. | Leased | 390,921 | *****31/12/2020 |
| Further Education & Training Centre - Raheen Bus. Pk. Campus | Raheen, Limerick. | Owned | n/a | n/a |
| Hospitality Training Centre | LEDP, Roxboro Road, Limerick. | Leased | 30,787 | *****31/08/2020 |
| The Blue Frog | Art Room, Ennistymon, Co. Clare. | Leased | 7,200 | 31/01/2021 |

LCETB provides educational services from the properties listed below: (continued)

| Category | Location | Status | Annual Rent | Lease expiry |
|---|--|----------------|-------------|-----------------|
| Adult Education | | | € | |
| Adult Education Centre/Cuan Samh - West Clare | Cooraclare Road, Kilrush, Co. Clare. | Owned | n/a | n/a |
| Adult Education Centre | 4 Bru na Sionna, Shannon, Co. Clare. | Leased | 34,400 | **31/8/2020 |
| Rathkeale Adult Education Centre | Rathkeale, Co. Limerick. | Owned | n/a | n/a |
| Scariff Adult Education Centre | Scariff, Co. Clare | Owned | n/a | n/a |
| Youthreach | | | | |
| Further Education & Training Centre - O'Connell Street Campus | O'Connell Avenue, Limerick. | Owned | n/a | n/a |
| Further Education & Training Centre - Kilmallock Road Campus, Limk City | Kilmallock Road, Limerick City | Owned | n/a | n/a |
| Further Education & Training Centre - Watchhouse Cross Campus | Watchhouse Cross, Moyross, Limerick. | Leased | 51,563 | *****19/05/2029 |
| East Clare Youthreach | Brian Boru Building, Tuamgraney, Scariff | Leased | 32,197 | 31/02/2022 |
| Further Education & Training Centre - Hospital Campus | Hospital, Co. Limerick. | Owned | n/a | n/a |
| Shanagolden Education Resource Centre | Shanagolden, Co. Limerick. | Owned | n/a | n/a |
| Resource Centre - West Clare | Milltown Malbay, Co. Clare | Owned | n/a | n/a |
| VTOS | | | | |
| Further Education & Training Centre - Kilmallock Road Campus, Limk City | Kilmallock Road, Limerick City | Owned | n/a | n/a |
| Organic College - An t-Ionad Glas | Dromcollogher, Co. Limerick. | Owned | n/a | n/a |
| Further Education & Training Centre - Kilmallock Town Campus | Kilmallock, Co. Limerick | Owned | n/a | n/a |
| Shanagolden Education Resource Centre | Shanagolden, Co. Limerick. | Owned | n/a | n/a |
| East Clare VTOS | Scariff, Co. Clare | Owned | n/a | n/a |
| Outdoor Education Centres | | | | |
| Outdoor Education Centre - Burren | Turlough, Bellharbour, Co. Clare | Owned | n/a | n/a |
| Outdoor Education Centre - Kilfinane | Kilfinane, Co. Limerick | Owned | n/a | n/a |
| Music | | | | |
| Music Generation | | | | |
| Limerick School of Music | Atheneum Building, 30 Upper Cecil Street, Limerick Mulgrave Street, Limerick. | Owned Owned | n/a n/a | n/a n/a |

LCETB provides educational services from the properties listed below: (continued)

| Category | Location | Status | Annual Rent | Lease expiry |
|--|------------------------------------|--------|-------------|--------------|
| Land | | | € | |
| Land at Skagh - Site for New School build in Croom | Croom, Co. Limerick. | Owned | n/a | n/a |
| ***Land at Clash - In the process of being sold | Abbeyleale, Co. Limerick. | Owned | n/a | n/a |
| Land at Railway Road - Recreation use for Desmond College | Newcastlewest, Co. Limerick. | Owned | n/a | n/a |
| Land at Kilkee - Recreation use for St. Josephs Community College | Kilkee, Co. Clare | Owned | n/a | n/a |
| ****Transaction complete and proceeds from sale in the amount of €149,243.50 transferred to Department on 5th October 2018 | | | | |
| Other | | | | |
| Film and Media Education Centre | 29 Upper Cecil Street, Limerick. | Owned | n/a | n/a |
| - Decision to lease to develop as a Film and Media Centre currently under review | | | | |
| Convent Premises - Community/Education Purposes | Convent, Abbeyleale, Co. Limerick. | Owned | n/a | n/a |
| Modular Accommodation | | | | |
| Scariff Community College | Scariff, Co. Clare | Leased | 15,350 | *30.06.2020 |
| Colaiste Chiaráin | Croom, Co. Limerick | Leased | 29,422 | *30.06.2020 |
| Colaiste Chiaráin | Croom, Co. Limerick | Leased | 10,425 | 30/06/2020 |
| Mungret College, Actavo | Mungret, Co. Limerick | Leased | 74,595 | *30.06.2020 |
| Mungret College, Roadmaster, | Mungret, Co. Limerick | Leased | 25,584 | *30.06.2020 |
| Mungret College, Instaspacer | Mungret, Co. Limerick | Leased | 70,356 | *11.09.2021 |
| Ennistymon Vocational School | Ennistymon, Co. Clare | Leased | 3,198 | *30.06.2020 |
| Ennistymon Vocational School | Ennistymon, Co. Clare | Leased | 12,792 | *30.06.2020 |
| Limerick School of Music | Mulgrave Street, Limerick | Leased | 8,856 | *30.06.2020 |
| Limerick College of Further Education | Mulgrave Street, Limerick | Leased | 16,630 | *30.06.2020 |

*When leases for additional accommodation expire approval is sought from Dept. to extend lease where the need arises.

** Lease is extended on temporary basis until alternative premises are secured.

**** Lease currently under negotiation

2 Properties not currently in use

| Category | Location | Status | Annual Rent | Lease expiry |
|----------------------|--------------------------|--------|-------------|--------------|
| Royal Cinema | 29 Upper Cecil Street | Owned | n/a | n/a |
| ****Music Generation | Sexton Street, Limerick. | Leased | 181,000 | 31/12/2019 |

****Property vacated in September, 2019. Lease is expiring on 31/12/2019 and will not be renewed.

3 Properties leased to 3rd parties

| Category | Occupied by | Status | Annual Rent | Lease expiry |
|---|---|--------|-------------|--------------|
| Marshall House, Top Floor | Limerick Education Centre | Owned | €120,000 | 01/10/2027 |
| Milltown Malbay Crèche Facilities | West Clare Resource Centre | Owned | €100 | 01/04/2027 |
| St. John Bosco, Kildysart, All Weather Pitch | Local Community | Owned | €10 | 01/08/2033 |
| St. Anne's Community College, Killaloe. All Weather Pitch | Clanford Park, St. Annes CC, Killaloe - Community | Owned | €10 | 01/06/2048 |

Limerick and Clare Education and Training Board

Notes to The Financial Statements - Year Ended 31st December 2018

32 Charity Registration

LCETB is a charity registered with the Charity Regulator - charity number 21050.

33 Connected Persons

Transactions with related parties during the year amounted to €22,900.

34 Approval of the Financial Statements

The Financial Statements for the year ended 31/12/2018 were approved by the Board of Limerick and Clare ETB on 19th March 2019.