

Bord Oideachais agus Oiliúna Luimnigh agus an Chláir

Limerick and Clare Education and Training Board



Bord Oideachais & Oiliúna
LUIMNIGH & AN CHLÁIR

LIMERICK & CLARE
Education & Training Board

Financial Statements For The Year Ended 31st December 2019

Limerick and Clare Education and Training Board

Index to the Financial Statements for the Year Ended 31st December 2019

	Page
Statement of Board Responsibilities	3
Statement on Internal Control	4
Comptroller and Auditor General Audit Report	5
Activities and Pay Costs	6
Accounting Policies	7
Operating Statement	8
Statement of Current Assets and Current Liabilities	9
Notes To The Financial Statements	10 - 26

Limerick and Clare Education and Training Board

Statement of Board Responsibilities

Limerick and Clare Education and Training Board was established on 1 July 2013 under the provisions of the Education and Training Boards Act 2013.

Section 51 of that Act requires the ETB to keep in such form and in respect of such accounting periods as may be approved by the Minister for Education and Skills with the consent of the Minister for Finance and the Minister for Public Expenditure and Reform, all proper and usual accounts of the monies received or expended by it.

In preparing those accounts, the Board is required to:

- (a) apply the standard accounting policies for the preparation of ETB financial statements
- (b) make judgements and estimates that are reasonable and prudent
- (c) disclose and explain any material departures from the standard accounting policies

The Board is responsible for keeping proper books of account which disclose with reasonable accuracy at any time the financial position of the Board and which enable it to ensure that the Financial Statements comply with section 51 of the Education and Training Boards Act 2013.

The Board is also responsible for safeguarding its assets and for taking reasonable steps for the prevention and detection of fraud and other irregularities.

Chairperson: Cllr. Kieran O'Hanlon

Signature: 

Date: 23rd December, 2020

Bord Oideachais agus Oiliúna Luimnigh agus an Chláir
Limerick & Clare Education and Training Board
Statement on the System of Internal Control

Limerick and Clare Education and Training Board (ETB) came into being on 1 July 2013 under the provisions of the Education and Training Boards Act 2013. On that date, LCETB took over the Assets, Liabilities and functions of the former Vocational Education Committee's of Limerick City, Counties Limerick and Clare.

The Code of Governance for ETBs is set out in Circular Letter 02/2019, which was issued by the Department of Education and Skills to all ETBs in January 2019. The Code of Governance 02/2019 was adopted by LCETB at its meeting on 26th February, 2019. Prior to the adoption of The Code of Governance 02/2019 LCETB operated under the Code of Governance 08/2015.

The Audit and Risk Committee met five times in 2019. The Finance Committee met four times in 2019.

Responsibility for the System of Internal Control

As Chairperson of Limerick & Clare Education and Training Board, I acknowledge the responsibility of the Board for ensuring that an efficient and effective system of internal control is maintained and operated. The system can only provide reasonable and not absolute assurance that assets are safeguarded, transactions are authorised and properly recorded, and that material errors or irregularities are either prevented or would be detected in a timely period. A new board was constituted for Limerick & Clare Education and Training Board on 2nd October, 2019 and at a further meeting on 2nd October, 2019 the board completed the appointment of the new Finance and Audit and Risk Committees.

Key Control Procedures

The Board has taken steps to ensure an appropriate control environment by:

- ☐ Clearly identifying management and staff responsibilities.
- ☐ Establishing procedures for reporting significant control failures and ensuring appropriate action.
- ☐ Establishing procedures for identifying and evaluating all risks which could prevent Limerick & Clare ETB from achieving its objectives.

The system of internal control operated in Limerick & Clare ETB is based on:

- ☐ Detailed administrative procedures
- ☐ Segregation of duties
- ☐ Specific authorisations
- ☐ Internal checks
- ☐ Monthly management review of reports outlining the actual and budgeted results of programmes operated by Limerick & Clare ETB.

The Board's monitoring and review of the effectiveness of the system of internal control is informed by the:

- ☐ Recommendations made by the Office of the Comptroller and Auditor General in management letters or other reports.
- ☐ Work of the Audit & Risk Committee, which considers internal audit reports and reports of the Comptroller & Auditor General and reports to the Board whether the Chief Executive is, in the internal auditor's opinion, operating adequate and appropriate systems of internal control.
- ☐ Chief Executive who has responsibility for the financial control framework.

An internal audit service is provided by the Internal Audit Unit (IAU) - Education and Training Boards. The following internal audit review has been carried out since 1st January, 2019.

- ☐ Procurement including Capital Projects, rent and leases; the audit was conducted in the second half of 2019 and LCETB is awaiting the draft internal audit report and findings.

Internal Audit

An Internal Audit function is provided by the Internal Audit Unit – Education and Training Boards." "The audit findings are based on the IAU-ETBs terms of reference and the internal audit unit provides an overall audit opinion on the area audited". "The overall opinion is based on the findings identified during the audit and the range of possible opinions are as follows:

- Comprehensive – system of internal control is adequate and operates effectively
- Adequate – system of internal control is generally adequate and operates effectively
- Inadequate – system of internal control is inadequate and does not operate effectively"

The Youthreach Audit was conducted in 2018, and draft findings were received in April, 2019 and the Management response was sent back to the IAU with backup disputing some of the findings. The final findings and recommendations were issued in July, 2020 and categorised as Adequate with 3 high, 5 medium and 5 low. In the period since the audit was conducted these findings have since been resolved.

A procurement compliance audit was conducted in 2019 with the final findings and recommendations issued in May, 2020 and categorised as Comprehensive with 1 high, 5 medium and 6 low. These findings have since been resolved.

Non-compliance with procurement guidelines

The amount of non-compliant procurement in 2019 was €1,462,522. The breakdown of this figure is as follows: School Transport €704,951, ICT Maintenance €447,083, Legal Fees €46,846, Electrical Services €73,406, Refrigeration Spares & Maintenance €49,828, Tools & Class consumables €77,072, Hairdressing Supplies, €31,182 and Printing Services €32,154.

LCETB is prioritising these areas for procurement. A sectoral transport procurement process was co-ordinated by ETBi and the Education Procurement Service (EPS) who worked with individual ETBs. LCETB's Bus Hire Framework is now in place since 1st December, 2020.

LCETB completed drawdown of the ETBi tendered Legal frameworks and contracts were completed at end of 2019, the ETB has not had cause to drawn down from the framework to date.

The Department of Public Expenditure & Reform (DPER) have given approval for LCETB to go to tender for ICT Maintenance Support Services. The full tender process has been completed in 2020.

LCETB continues to monitor non-compliance with procurement guidelines.

Bord Oideachais agus Oiliúna Luimnigh agus an Chláir
Limerick & Clare Education and Training Board
Statement on the System of Internal Control

Protected Disclosures

In accordance with the provisions of the Protected Disclosures Act 2014, Limerick and Clare Education and Training Board has appointed a designated officer for receiving protected disclosures and has put in place a policy "Policy for the Making of Protected Disclosures by Limerick and Clare Education and Training Board Workers" which is published on the ETB website. This policy, in tandem with the legislation, will encourage workers to report potential wrongdoing in the knowledge that their concerns will be taken seriously and investigated, where appropriate, and that their confidentiality will be respected. As required by section 22 of the Protected Disclosures Act 2014, Limerick and Clare Education and Training Board can confirm that no Protected Disclosures were made in 2019.

Single Public Service Pension Scheme

Circular Letter 11/2014 obliges ETBs to provide benefit statements and calculations to members of the Single Public Service Pension Scheme by the end of June 2014. In 2019 LCETB was 40% compliant and further work is continuing with a current compliance of 80%.

Risk management

LCETB has a Corporate Risk Management System in place across the organisation. The Risk Register was reviewed at each meeting of the Audit & Risk Committee in 2019 and the Committee continues to monitor the development of the LCETB Strategic Risk Management Plan.

Finance Committee Review

The Finance committee reviewed the 2019 Financial Statements of Limerick & Clare ETB on the 23rd March, 2020 and recommended their adoption by the Board and submission of these to the Comptroller and Auditor General for audit.

Annual Review of Controls

Limerick & Clare ETB is committed to operating an efficient, effective and economic internal control system. I confirm that the Audit & Risk Committee at its meeting on 25th February 2020, conducted a review of the effectiveness of the system of internal financial control for year ended 31 December 2019, in the manner prescribed by the Code of Practice for the Governance of Education & Training Boards. This included a review of internal and external audit reports along with an examination of minute books of the Board, Audit & Risk Committee and Finance Committee. The Audit & Risk Committee also got confirmation from the Chief Executive that on balance the system of internal control is adequate and appropriate. The Chief Executive based this statement on information gathered from senior managers across the organisation using customised questionnaires.


The Statement on Internal Control was reviewed and approved by the Board of LCETB at its meeting on 24th March 2020.

LCETB works diligently to ensure compliance with all aspects of circulars, codes of governance and legislation and any gaps identified in the regulatory framework are addressed as a matter of priority. Notwithstanding this, LCETB is not currently in a position to meet all of its responsibilities in respect of procurement regulations. There are instances where goods and services have been procured locally across 70 sites, in line with LCETB Purchasing Procedures but the cumulative value across all sites exceeds the national tendering threshold.

Given the nature of the organisation and the extent of spending under various categories and headings, full compliance will remain a challenge. LCETB will enhance its procedures for monitoring expenditure and tender for goods and services as required.

Chairperson: Cllr. Kieran O'Hanlon

Signature:



Date: 23rd December, 2020



Ard Reachtaire Cuntas agus Ciste **Comptroller and Auditor General**

Report for presentation to the Houses of the Oireachtas

Limerick and Clare Education and Training Board

Opinion on the financial statements

I have audited the financial statements of Limerick and Clare Education and Training Board for the year ended 31 December 2019 as required under the provisions of the Education and Training Boards Act 2013. The financial statements comprise

- the statement of accounting policies
- the operating statement
- the statement of current assets and current liabilities, and
- the related notes.

In my opinion,

- the financial statements properly present the income and expenditure of the Board for 2019 and the state of affairs of the Board at 31 December 2019, and
- the financial statements are in accordance with the accounting policies laid down by the Minister for Education.

Basis of opinion

I conducted my audit of the financial statements in accordance with the International Standards on Auditing (ISAs) as promulgated by the International Organisation of Supreme Audit Institutions. My responsibilities under those standards are described in the appendix to this report. I am independent of Limerick and Clare Education and Training Board and have fulfilled my other ethical responsibilities in accordance with the standards.

I believe that the audit evidence I have obtained is sufficient and appropriate to provide a basis for my opinion.

Report on information other than the financial statements, and on other matters

The Board has presented certain other information together with the financial statements. This comprises the statement of Board responsibilities, the statement on the system of internal control and a schedule of activities and pay costs. My responsibilities to report in relation to such information, and on certain other matters upon which I report by exception, are described in the appendix to this report.

Non-compliance with procurement rules

The statement on internal control discloses that in 2019 the Board incurred significant expenditure where the procedures followed did not comply with public procurement guidelines. The statement also sets out the steps taken or planned by the Board to address this matter.

Seamus McCarthy
Comptroller and Auditor General

24 December 2020

Appendix to the report

Responsibilities of Board members

As detailed in the statement of Board responsibilities, the Board members are responsible for

- the preparation of the financial statements in the form prescribed under section 51 of the Education and Training Boards Act 2013
- the keeping of proper books of account which disclose with reasonable accuracy at any time the financial position of the Board
- safeguarding the Board's assets and taking reasonable steps for the prevention and detection of fraud and other irregularities.

Responsibilities of the Comptroller and Auditor General

I am required under the Education and Training Boards Act 2013 to audit the financial statements of Limerick and Clare Education and Training Board and to report thereon to the Houses of the Oireachtas.

My objective in carrying out the audit is to obtain reasonable assurance about whether the financial statements as a whole are free from material misstatement due to fraud or error. Reasonable assurance is a high level of assurance, but is not a guarantee that an audit conducted in accordance with the ISAs will always detect a material misstatement when it exists. Misstatements can arise from fraud or error and are considered material if, individually or in the aggregate, they could reasonably be expected to influence the economic decisions of users taken on the basis of these financial statements.

As part of an audit in accordance with the ISAs, I exercise professional judgment and maintain professional scepticism throughout the audit. In doing so,

- I identify and assess the risks of material misstatement of the financial statements whether due to fraud or error; design and perform audit procedures responsive to those risks; and obtain audit evidence that is sufficient and appropriate to provide a basis for my opinion. The risk of not detecting a material misstatement resulting from fraud is higher than for one resulting from error, as fraud may involve collusion, forgery, intentional omissions, misrepresentations, or the override of internal control.
- I obtain an understanding of internal control relevant to the audit in order to design audit procedures that are appropriate in the circumstances, but not for the purpose of expressing an opinion on the effectiveness of the internal controls.
- I evaluate the appropriateness of accounting policies used and the reasonableness of accounting estimates and related disclosures.

- I conclude whether the financial statements properly present the income and expenditure of the Board and whether the statement of balances, as represented by the statement of current assets and current liabilities presents the state of affairs of the Board.
- I evaluate the overall presentation, structure and content of the financial statements, including the disclosures, and whether the financial statements represent the underlying transactions and events in a manner that achieves fair presentation.

I communicate with those charged with governance regarding, among other matters, the planned scope and timing of the audit and significant audit findings, including any significant deficiencies in internal control that I identify during my audit.

Information other than the financial statements

My opinion on the financial statements does not cover the other information presented with those statements, and I do not express any form of assurance conclusion thereon.

In connection with my audit of the financial statements, I am required under the ISAs to read the other information presented and, in doing so, consider whether the other information is materially inconsistent with the financial statements or with knowledge obtained during the audit, or if it otherwise appears to be materially misstated. If, based on the work I have performed, I conclude that there is a material misstatement of this other information, I am required to report that fact.

Reporting on other matters

My audit is conducted by reference to the special considerations which attach to State bodies in relation to their management and operation. I report if I identify material matters relating to the manner in which public business has been conducted.

I seek to obtain evidence about the regularity of financial transactions in the course of audit. I report if I identify any material instance where public money has not been applied for the purposes intended or where transactions did not conform to the authorities governing them.

I also report by exception if, in my opinion,

- I have not received all the information and explanations I required for my audit, or
- the accounting records were not sufficient to permit the financial statements to be readily and properly audited, or
- the financial statements are not in agreement with the accounting records.

Limerick & Clare Education and Training Board
Financial Statements - Year Ended 31 December 2019

Activities and Pay Costs

1 Main Activity

Limerick & Clare Education and Training Board provides Education and Training throughout Limerick City and Counties Limerick and Clare as set out below:

Service	Number of Locations	Number of Participants*	Number of Beneficiaries***
Primary Level	2	202	-
Limerick School of Music	1	731*	-
Second Level & Post Leaving Cert.	19	8,667**	-
Further Education	19		18,288
Training	3		3,117
Part-time / Night Classes	7	-	4,261

* refers to locations owned or leased by the ETB.

** For primary and second level this is based on the academic year enrolment. For FET and part time / night classes this is based on the individual enrolments in the calendar year.

*** Beneficiaries refers to the total number of places taken up in the year. This is calculated by adding enrolments as on 1 January and all subsequent enrolments throughout the year.

2 Other Services

The Board also acts as an Agent and runs Self - financing Projects.

Agency work involves running a programme on behalf of another organisation or students, according to agreed criteria and the Board is reimbursed its cost.

Self - financing Projects are programmes run under the complete control of the Board either for the Board or other organisations.

3 Pay Costs

Pay is the principal cost for the Board and the following table indicates the pay ranges and the number of employees in each range :

Pay range	No. Employees	Cost in 2019* €
0 - 59,999	1,903	41,426,350
60,000 - 69,999	323	21,191,826
70,000 - 79,999	238	17,779,358
80,000 - 89,999	65	5,430,450
90,000 - 99,999	31	2,962,911
100,000 - 109,999	15	1,568,968
110,000 - 119,999	9	1,038,664
120,000 - 129,999	4	497,833
130,000 - 139,999	1	138,260
Total:	2,589	92,034,621

* Cost in 2019 include employers' PRSI.

The ETB did not make pension contributions in respect of its employees in 2019. Since 2013 all new entrants are obliged to join the Single Public Pension Scheme.

From 1 January 2019 onwards, members of public service defined pension scheme pay an additional superannuation contribution (ASC) arising from the public service stability agreement (2018- 2020) and the public service pay and pension act 2017. ASC replaced the pension related deduction (PRD) which ceased in 2018. While PRD was a temporary emergency measure, ASC is a permanent contribution in respect of pensionable remuneration. The amount collected in 2019 was €2,997,492 which was remitted to the Department of Education and Skills.

**Bord Oideachais agus Oiliúna Luimnigh agus an Chlár
Limerick and Clare Education and Training Board**

Financial Statements - Year Ended 31 December 2019

Establishment of the Education and Training Board and the Accounting Policies

1. Establishment of the Education and Training Board

Limerick and Clare Education and Training Board (LCETB) was established on 1 July 2013 and its functions are set out in section 10 of the Education and Training Boards Act 2013.

2 Community National Schools came under the Patronage of the LCETB with the commencement of the 2019/2020 academic year.

2. Significant Accounting Policies

(a) Basis of Presentation

The financial statements are presented in the form approved by the Minister for Education and Skills with the consent of the Minister for Finance and the Minister for Public Expenditure and Reform. They consist of a Statement of Accounting Policies, an Operating Statement, a Statement of Current Assets and Current Liabilities and notes to the financial statements.

Where necessary, the comparative figures for the previous year have been restated on the same basis of those for the current year.

(b) Basis of Preparation

The Operating Statement presents Receipts and Payments by Programme Grouping and the resultant Cash Surplus / (Deficit) is adjusted for other debtor and creditor movements to determine the overall result for the period on an accrual basis.

The Statement of Current Assets and Current Liabilities is prepared on the accruals basis by determining state grant and other funder balances at amounts that reflect the related expenditure incurred in accordance with the funding rules.

Third Party Debtors are included in Current Assets. Pay and Expense Liabilities are included in Current Liabilities.

(c) Tangible fixed assets

All assets purchased including land and buildings, fixtures and fittings and training equipment are expensed for in the year of purchase. State grants to fund the purchase of tangible fixed assets are recognised in the same year.

(d) Stocks

All consumable stocks are expensed as purchased.

(e) Superannuation

The pension entitlements of ETB staff, including those who transferred from SOLAS, are conferred under defined benefit schemes. Staff employed since 2013 are included in the Single Public Service Pension Scheme and monthly payments are made to the Department of Public Expenditure and Reform.

Superannuation deductions made from employees pay in respect of these schemes are retained by the ETB as part of agreed Exchequer funding, or paid over to the Department of Public Expenditure and Reform in the case of Single Public Service Pension Scheme

The ETB does not make any contributions towards the schemes.

These unfunded schemes are operated on a pay as you go basis with the annual pension entitlements being paid by the National Shared Services Office on behalf of the ETB. ETBs are responsible for the administration of their pensions. Pension funds are provided by the Department of Education and Skills.

Provision has not been made in the financial statements for the present cost of the future benefits that have accrued to staff members and existing pensioners under these schemes.

(f) Lease Rentals


All lease rentals are expensed as incurred.

Limerick and Clare Education and Training Board

Operating Statement For The Year Ended 31st December 2019


	Note	Year Ended 31/12/2019	Year Ended 31/12/2018
RECEIPTS		€	€
Post Primary Schools & Head Office Grants	1	75,349,778	73,043,028
Primary School Grants	2	90,039	-
Further Education and Training Grants	3	57,276,654	52,714,476
Student Support Services Grants	4	-	-
Youth Services Grants	5	3,105,734	2,678,924
Agencies & Self-Financing Projects	6	7,071,521	6,570,895
Capital	7	19,506,810	20,025,211
		<u>162,400,536</u>	<u>155,032,534</u>
PAYMENTS			
Post Primary Schools & Head Office	8	75,262,084	73,085,181
Primary School	9	56,025	-
Further Education and Training	10	55,573,627	52,931,937
Student Support Services	11	-	-
Youth Services	12	3,042,182	2,686,244
Agencies & Self-Financing Projects	6	7,085,999	6,516,640
Capital	7	18,970,805	17,286,503
		<u>159,990,722</u>	<u>152,506,505</u>
Cash Surplus / (Deficit) For the Year		<u>2,409,814</u>	<u>2,526,029</u>
Movement in Other Net Current Assets	23	<u>(2,548,912)</u>	<u>(1,961,855)</u>
Accrual Revenue Surplus/(Deficit) For the Year		(139,098)	564,174
Revenue Surplus / (Deficit) at 1 January		174,247	(389,927)
Revenue Surplus / (Deficit) at 31 December	14	<u>35,149</u>	<u>174,247</u>

Signed


 Cllr. Kieran O'Hanlon
 Chairperson

23rd December 2020

Signed


 George O'Callaghan
 Chief Executive

23rd December 2020


The notes on pages 10 to 26 form part of these Financial Statements

Limerick and Clare Education and Training Board

Statement of Current Assets and Current Liabilities as at 31st December 2019


	Note	31/12/2019 €		31/12/2018 €
Current Assets				
Recurrent State Grants	15	1,422,226		1,933,301
Capital State Grants	16	1,168,326		995,029
Other Recurrent Income	17	-		-
Third Party Debtors	18	437,214		582,213
Bank Balance		13,763,164		11,353,350
		16,790,930		14,863,893
Current Liabilities				
Recurrent State Grants	19	4,557,315		3,218,285
Capital State Grants	20	5,710,791		6,049,717
Other Recurrent Income	21	2,098,656		2,296,021
Pay & Expense liabilities	22	4,389,019		3,125,623
		16,755,781		14,689,646
Net Current Assets / (Liabilities)		35,149		174,247
Represented By				
Revenue Surplus / (Deficit)	14	35,149		174,247
Analysis of Revenue Surplus / (Deficit)				
	14	Retained Surplus/(Deficit)	Revenue Surplus/(Deficit)	Retained Surplus/(Deficit)
		31/12/2019	For 2019	31/12/2018
		€	€	€
Programme				
Schools & Head Office		(87,339)	(90,548)	3,209
Further Education Programme(s)		-	-	-
Third Level Grants		-	-	-
Agency Programmes		-	(2,768)	2,768
Self-financing Programmes		122,488	(45,782)	168,270
		35,149	(139,098)	174,247

Signed


 Cllr. Kieran O'Hanlon
 Chairperson

23rd December 2020

Signed


 George O'Callaghan
 Chief Executive

23rd December 2020

The notes on pages 10 to 26 form part of these Financial Statements

Limerick and Clare Education and Training Board

Notes to The Financial Statements - Year Ended 31st December 2019

1 Post Primary Schools & Head Office Receipts		Year Ended 31/12/2019	Year Ended 31/12/2018
PAY	Sponsoring Department/Funder	€	€
Post Primary Schools & Head Office Net Cash Grant	Education and Skills	64,895,637	62,621,170
Retained Superannuation Contributions	Education and Skills	3,639,498	3,445,961
		<u>68,535,135</u>	<u>66,067,131</u>
NON PAY			
Post Primary Schools & Head Office Net Cash Grant	Education and Skills	3,312,935	3,163,973
Tuition Fees	LCETB Students	856,666	936,581
IPB Dividend	Irish Public Bodies Insurance	82,606	73,541
IPB Capital Release	Irish Public Bodies Insurance	27,333	297,380
		<u>4,279,540</u>	<u>4,471,475</u>
ASSOCIATED PROGRAMMES			
School Services Support Fund	Education and Skills	931,565	913,837
Book Grant - Needy Pupils	Education and Skills/Parents	565,587	551,096
Transition Year Grant	Education and Skills/Parents	559,591	536,173
DEIS Funding	Education and Skills	131,506	134,618
PLC Government Levy	LCETB Students	105,245	116,035
Foreign Language Assistant	Education and Skills	57,514	31,860
Junior Certificate School Programme	Education and Skills	55,875	47,304
Traveller Capitation Grant	Education and Skills	39,396	50,049
Computer Equipment Grant	Education and Skills	27,109	10,278
Leaving Cert Applied (Per Capita)	Education and Skills	24,311	23,858
Others 9 in Number	Education and Skills	37,404	89,314
		<u>2,535,103</u>	<u>2,504,422</u>
Total		<u><u>75,349,778</u></u>	<u><u>73,043,028</u></u>
2 Primary School Receipts			
Capitation Grant	Education and Skills	45,023	-
IT Grant	Education and Skills	22,798	-
Ancillary Service Grant	Education and Skills	12,579	-
Book Scheme Grant	Education and Skills	6,253	-
Standardised Testing	Education and Skills	1,847	-
Deis Grant	Education and Skills	1,539	-
		<u>90,039</u>	<u>-</u>

Limerick and Clare Education and Training Board

Notes to The Financial Statements - Year Ended 31st December 2019

3 FURTHER EDUCATION AND TRAINING RECEIPTS

Further Education and Training	Sponsoring Department/Funder	Year Ended	Year Ended
		31/12/2019	31/12/2018
		€	€
VTOS	SOLAS	7,531,018	7,434,361
Youthreach	SOLAS	5,269,195	5,050,742
Adult Literacy	SOLAS	2,959,901	2,868,447
BTEI	SOLAS	1,821,578	1,955,573
Unemployment Blackspots	SOLAS	1,300,000	835,000
FET Building Management Costs	SOLAS	1,177,000	1,347,700
Comm Ed/SPIDAS	SOLAS	889,271	844,802
FET Operational	SOLAS	804,970	564,511
Adult Education Guidance Service	SOLAS	728,176	594,898
Skills to Advance Route 2	SOLAS	619,532	-
Intercultural Limerick/ESOL	SOLAS	434,046	314,244
Quality Assurance	SOLAS	300,000	283,171
Senior Traveller Centres & Crèches Legacy	SOLAS	245,431	873,097
Technology Enhanced Learning	SOLAS	230,000	50,000
Hospitality Skills - SOLAS	SOLAS	227,463	257,986
Continuing Professional Development	SOLAS	211,509	195,241
Youthreach National Co-ordinator	SOLAS	170,000	337,339
Locally Devised Assessments	SOLAS	165,074	159,327
Explore Programme	Education and Skills	129,459	-
Learner Support	SOLAS	111,435	-
PLC Enhanced Capitation	SOLAS	110,527	104,634
QQJ Authentication	SOLAS	86,926	72,728
Skills to Advance Route 3	SOLAS	69,392	-
Guidance & Counselling	SOLAS	48,270	35,300
PLC Rent	SOLAS	31,800	31,200
RPL - Recognition Prior Learning	SOLAS	25,000	-
Refugee Resettlement	SOLAS	-	(695)
Further Education	SOLAS	-	(1,015,011)
Employability Skills	SOLAS	(62,394)	245,606
		25,634,579	23,440,201
Training			
Apprenticeships	SOLAS	9,844,814	7,823,919
Payroll and Operational Costs	SOLAS	7,639,999	7,807,122
Specialist Training Providers	SOLAS	3,169,889	2,858,468
Community Training Centres	SOLAS	3,033,915	3,249,438
Traineeship Contracted Provision	SOLAS	2,764,168	-
Skills Training Contracted Provision	SOLAS	1,306,764	-
Local Training Initiatives LTI	SOLAS	1,051,470	1,636,636
Evening Courses	SOLAS	918,966	619,035
Skills Training	SOLAS	781,223	2,615,759
Traineeship Training Centre	SOLAS	768,969	2,269,872
Apprenticeships 2016+	SOLAS	158,463	86,000
Justice Workshops	SOLAS	153,435	254,107
Traineeship Employed Direct Provision	SOLAS	50,000	-
Library Project	SOLAS	-	27,420
Apprenticeship 2016+ Consortia	SOLAS	-	26,499
		31,642,075	29,274,275
Total		57,276,654	52,714,476

4 STUDENT SUPPORT SERVICES RECEIPTS

Grants and Scholarships	Education and Skills	-	-
-------------------------	----------------------	---	---

5 YOUTH SERVICES RECEIPTS

TYFS - Transitional YFS	Children and Youth Affairs	1,981,945	-
Youth Work Activities	Children and Youth Affairs	267,394	264,998
Revised Youth Funding Scheme	Children and Youth Affairs	245,137	172,870
Regional Task Force	MW Regional Drugs Task Force	149,482	147,982
Youth Club Grant	Children and Youth Affairs	126,525	107,056
Youth CAPITAL	Children and Youth Affairs	117,757	216,205
Local Creative Youth Partnership	Education and Skills	100,000	-
Equipment Grant Local Youth Clubs	Children and Youth Affairs	62,580	-
Youth Employability Initiative	Children and Youth Affairs	47,914	-
LGBTI Youth Grant	Children and Youth Affairs	7,000	12,000
Y.P.F.S.F. STREAM 2	Children and Youth Affairs	-	987,028
Special Projects Youth - SPY	Children and Youth Affairs	-	620,383
Y.P.F.S.F. STREAM 1	Children and Youth Affairs	-	150,402
		3,105,734	2,678,924

Limerick and Clare Education and Training Board

Notes to The Financial Statements - Year Ended 31st December 2019

6 AGENCIES and SELF-FINANCING PROJECTS

AGENCIES			Year Ended 31/12/2019				Year Ended 31/12/2018		
Item	Project	Sponsoring Department/Funder	RECEIPTS	PAYMENTS			RECEIPTS	PAYMENTS	
			€	Pay €	Non Pay €	Total €	€	€	
1	School Levies/Fees/Donations	Parents/ Students	2,713,096	111,791	2,669,523	2,781,314	2,553,824	2,627,638	
2	Music Generation Limk City & Clare	Music Generation Ireland/Match Funding/Arts Coun	1,016,293	630,055	347,591	977,646	849,471	667,790	
3	School Meals - DSFA	DSFA	476,988	-	478,269	478,269	401,279	465,147	
4	Homework/Study club	Parents/Students	306,080	265,655	8,755	274,410	313,179	258,681	
5	School Completion Programme	Tusla	292,802	216,224	16,793	233,017	228,609	247,434	
6	Hospitality Skills (Non Pay)	Regeneration (Limk Council)	200,000	-	302,690	302,690	140,000	281,493	
7	Examination Bodies SEC	State Examinations Commission	192,136	184,012	6,374	190,386	195,174	195,841	
8	FSD/Third Level Access	Higher Education Authority	100,389	51,303	491	51,794	7,410	103,885	
9	Regeneration Grants	Regeneration (Limk Council)	99,200	65,301	7,970	73,271	72,550	64,068	
10	Insurance Settlements	Irish Public Bodies Insurance	83,373	-	63,213	63,213	27,109	27,212	
11	Salary Recoup/Secondment	ETBI/SOLAS	83,236	99,914	3,693	103,607	-	(611)	
12	Asylum Migration Fund (AMIF)	Department of Justice & Equality	75,525	-	3,154	3,154	-	-	
13	HSE Art Therapists	Health Service Executive	63,566	63,566	-	63,566	63,565	61,486	
14	European Projects	Leargas	52,850	3,087	92,536	95,623	151,326	90,812	
	Others - 20 in Number	Various	107,077	5,386	113,858	119,244	323,991	168,303	
			<u>5,862,611</u>	<u>1,696,294</u>	<u>4,114,910</u>	<u>5,811,204</u>	<u>5,327,487</u>	<u>5,259,179</u>	
SELF-FINANCING PROJECTS									
1	Outdoor Education Centers	Education & Skills	410,860		805,206	168,933	974,139		
		Third Party	<u>548,392</u>	959,252				956,260	955,595
2	Third Party Examination Fees	Parents/ Students		153,056	16,205	150,762	166,967	167,297	143,694
3	School Canteen/Vending Machines	Parents/ Students		80,737	-	90,137	90,137	93,767	116,126
4	Hire of PE Hall & Rooms	Parents/ Students		15,865	-	43,552	43,552	26,084	29,464
5	Adult Education Directory	Parents/ Students		-			-	-	12,582
			<u>1,208,910</u>	<u>821,411</u>	<u>453,384</u>	<u>1,274,795</u>	<u>1,243,408</u>	<u>1,257,461</u>	
Total			<u>7,071,521</u>	<u>2,517,705</u>	<u>4,568,294</u>	<u>7,085,999</u>	<u>6,570,895</u>	<u>6,516,640</u>	

* Agency work involves running a programme on behalf of another organisation or students according to agreed criteria and the Board is reimbursed its cost.

Self - Financing Projects are programmes run under the complete control of the Board either for the Board or other organisations.

Limerick and Clare Education and Training Board

Notes to The Financial Statements - Year Ended 31st December 2019

7 CAPITAL		Year Ended 31/12/2019	Year Ended 31/12/2018
		€	€
Receipts			
Dept. Education & Skills		18,573,865	19,318,545
SOLAS		760,000	424,089
Sale of Property Proceeds		-	150,937
Self-financing		172,945	131,640
		<u>19,506,810</u>	<u>20,025,211</u>
Payments			
Facility	Expenditure Type		
New School			
Coláiste Chiaráin, Croom, Limerick	Planning	10,367,960	606,034
St. Nessans Community College/Thomond College	Outstanding Issues	-	3,395
Mungret CC	Devolved	212,173	-
Extensions and Minor Building Works			
St. Anne's Community College, Clare	Extension	2,269,665	3,513,790
Ennis Community College, Clare	Extension	667,405	539,980
Marshal House Building Works	Building Works	432,660	351,610
Coláiste Na Trócaire, Rathkeale, Limerick	Replace Windows & electrical	129,789	74,306
Monaleen NS, Castletroy, Co. Limerick	Building Works	119,856	-
St. Michael's, Kilmihil, Clare	EWS/SWS	111,464	210,128
Hazelwood College, Dromcollogher, Limerick	Extension	102,638	2,662
Other various (13) in number	Minor Building Works	286,172	7,889,126
Energy Efficiency Projects			
Energy Efficiency	Energy	1,473,850	992,354
Furniture and Equipment			
Various (8) in number	Furniture	480,793	657,539
ICT Equipment			
Various (9) in Number	IT Equipment School Extensions	525,674	337,463
Further Education & Training - SOLAS			
	Buildings & Equipment	472,312	753,841
Temporary Accommodation			
Various (7) in number	Temporary Accommodation	1,061,079	1,020,497
Sale of Property			
Sale of Land (remitted to Deptment of Education & Skills)	Sale of Land	-	150,937
Site Acquisition			
Various (2) in number		257,315	182,841
		<u>18,970,805</u>	<u>17,286,503</u>

Limerick and Clare Education and Training Board

Notes to The Financial Statements - Year Ended 31st December 2019

8 Post Primary Schools & Head Office Payments

PAY	Year Ended 31/12/2019			Year Ended 31/12/2018
	Pay €	Non Pay €	Total €	Total €
Instruction	62,921,086	-	62,921,086	61,017,023
Administration	3,956,742	-	3,956,742	3,988,658
Maintenance	1,494,068	-	1,494,068	1,459,659
	<u>68,371,896</u>	<u>-</u>	<u>68,371,896</u>	<u>66,465,340</u>
NON PAY				
Instruction	-	920,136	920,136	910,475
Administration	-	1,900,151	1,900,151	1,982,210
Maintenance	-	1,441,066	1,441,066	1,310,944
	<u>-</u>	<u>4,261,353</u>	<u>4,261,353</u>	<u>4,203,629</u>
ASSOCIATED PROGRAMMES				
School Services Support Fund	237,757	725,723	963,480	890,022
Transition Year Grant	9,544	579,349	588,893	474,294
Book Grant - Needy Pupils	-	554,794	554,794	503,273
DEIS Funding	20,747	127,720	148,467	178,861
PLC Government Levy	31,159	81,159	112,318	139,027
Foreign Language Assistant	-	57,660	57,660	31,634
Junior Certificate School Programme	-	43,149	43,149	53,566
Traveller Capitation Grant	-	34,647	34,647	21,970
LCA/LCVP Equipment	-	26,536	26,536	26,024
School Excellence Fund	-	24,584	24,584	2,167
Computer Equipment Grant	-	21,247	21,247	9,081
Others (12) in Number	13,497	39,563	53,060	86,293
	<u>312,704</u>	<u>2,316,131</u>	<u>2,628,835</u>	<u>2,416,212</u>
	<u>68,684,600</u>	<u>6,577,484</u>	<u>75,262,084</u>	<u>73,085,181</u>

Post Primary Schools & Head Office Payments

These relate to the provision of second level and PLC programmes provided in 19 locations, catering for 8,667 participants as well as night classes in 7 locations, catering for 4,261 participants and Limerick School of Music with 731 participants.

9 Primary School Payments

	Year Ended 31/12/2019			Year Ended 31/12/2018
	Pay €	Non Pay €	Total €	Total €
Capitation Grant	-	29,718	29,718	-
Ancillary Service Grant	24,740	-	24,740	-
Book Scheme Grant	-	1,141	1,141	-
Deis Grant	-	426	426	-
School Transport Grant	-	-	-	-
	<u>24,740</u>	<u>31,285</u>	<u>56,025</u>	<u>-</u>

Primary School Payments

These relate to the provision of the primary school programme in 2 locations, catering for 202 participants.

Limerick and Clare Education and Training Board

Notes to The Financial Statements - Year Ended 31st December 2019

Year Ended
31/12/2018

10 FURTHER EDUCATION AND TRAINING PAYMENTS

	Year Ended 31/12/2019				Year Ended 31/12/2018
	Pay €	Non Pay €	Allowances €	Total €	Total €
Further Education and Training					
VTOS	3,321,010	678,642	3,297,975	7,297,627	7,471,314
Youthreach	3,621,936	714,894	941,550	5,278,380	5,196,728
Adult Literacy Development Fund	2,505,629	411,856	-	2,917,485	2,893,137
Back to Education Initiative	1,518,888	351,538	-	1,870,426	1,895,267
FET Building Management Costs	-	948,406	-	948,406	1,368,381
Unemployment Blackspots	257,954	660,244	-	918,198	706,390
Community Education	800,617	98,724	-	899,341	849,959
FET Operational Costs	108,286	723,705	-	831,991	602,257
Adult Education Guidance Service	596,239	87,131	-	683,370	679,062
ESOL Intercultural Limerick	403,015	17,868	-	420,883	397,214
Skills to Advance Route 2	361,921	39,223	-	401,144	-
Quality Framework	250,559	96,491	-	347,050	245,540
Hospitality Skills SOLAS Pay	283,094	1,416	-	284,510	296,979
Childcare VTOS/YR Legacy	241,729	-	-	241,729	240,973
Technology Enhanced Learning	26,193	192,856	-	219,049	48,660
FET Continuing Professional Development	79,930	93,937	-	173,867	142,986
Youthreach National Co-ordinator	146,417	23,893	-	170,310	167,134
Skills to Advance Route 3	5,586	160,071	-	165,657	-
Locally Devised Assessments	161,501	-	-	161,501	211,987
Explore Programme (DES)	4,740	119,616	-	124,356	-
PLC Enhanced Capitation	-	113,000	-	113,000	112,977
Learner Supports	-	73,316	-	73,316	-
Guidance & Counselling	46,909	25,189	-	72,098	51,639
QQI Authentication DES	59,920	-	-	59,920	39,276
PLC Rent	-	31,800	-	31,800	31,800
RPL - Recognition Prior Learning	-	20,977	-	20,977	-
Skills to Advance Route 1	-	-	-	-	-
Employee Skills Development	-	-	-	-	170,197
	<u>14,802,073</u>	<u>5,684,793</u>	<u>4,239,525</u>	<u>24,726,391</u>	<u>23,819,857</u>
Training					
Apprenticeship	378,942	1,430,502	7,726,227	9,535,671	8,214,112
TC Staff & Operations	4,924,193	2,398,564	-	7,322,757	7,631,117
Specialist Training Providers (STP)	-	1,847,988	1,283,606	3,131,594	3,118,368
Community Training Centres	132,484	1,779,895	953,514	2,865,893	2,869,166
Traineeships Contracted Provision	-	1,556,550	1,191,771	2,748,321	-
Local Training Initiatives	-	253,568	951,175	1,204,743	1,579,464
Skills Training Contracted Provision	-	664,006	467,860	1,131,866	-
Skills Training	163,909	328,806	364,539	857,254	2,517,976
Evening Courses	610,844	237,435	-	848,279	724,656
Traineeships	17,865	250,727	428,899	697,491	2,243,959
Apprenticeship 2016+	119,783	49,633	-	169,416	48,393
Justice Workshops	-	-	133,939	133,939	143,435
Apprenticeship 2016+ Consortia & Coordinating Provider Support	129,567	-	-	129,567	-
Apprenticeship 2016+ Consortia & Coordinating Provision	-	56,660	-	56,660	21,434
Traineeships Employed Direct Provision	-	13,785	-	13,785	-
	<u>6,477,587</u>	<u>10,868,119</u>	<u>13,501,530</u>	<u>30,847,236</u>	<u>29,112,080</u>
Total	<u><u>21,279,660</u></u>	<u><u>16,552,912</u></u>	<u><u>17,741,055</u></u>	<u><u>55,573,627</u></u>	<u><u>52,931,937</u></u>

Further Education and Training Payments

These relate to the provision of Further Education programmes in 22 locations including 3 Training Centres, catering for 21,405 beneficiaries.

11 STUDENT SUPPORT SERVICES PAYMENTS

Grants and Scholarships	-	-	-	-	-
	<u>-</u>	<u>-</u>	<u>-</u>	<u>-</u>	<u>-</u>

12 Youth Services

TYFS- Trsitional YFS	29,024	1,952,922	-	1,981,946	-
Revised Youth Funding Scheme	-	254,478	-	254,478	163,529
Youth Work Activities	206,186	44,639	-	250,825	240,740
Regional Task Force	-	147,982	-	147,982	148,663
Youth Club Grant (Sports Dept.)	-	126,525	-	126,525	109,038
Youth Capital Funding	-	117,757	-	117,757	216,205
Youth Club Equipment Grant	-	62,580	-	62,580	-
Youth Employability Initiative	-	47,914	-	47,914	-
Local Creative Youth Partnership	28,000	17,175	-	45,175	-
LGBTI Youth Grant	-	7,000	-	7,000	12,000
Y.P.F.S.F. STREAM 2	-	-	-	-	1,014,896
Special Projects Youth-SPY	-	-	-	-	621,634
Y.P.F.S.F. STREAM 1	-	-	-	-	153,049
LYC Quality Assurance	-	-	-	-	3,000
Drugs Task Force DES Fund	-	-	-	-	1,873
Youth Work Quality Service Standards	-	-	-	-	1,617
	<u>263,210</u>	<u>2,778,972</u>	<u>-</u>	<u>3,042,182</u>	<u>2,686,244</u>

Limerick and Clare Education and Training Board

Notes to The Financial Statements - Year Ended 31st December 2019

13 ANALYSIS OF RECEIPTS BY FUNDER

FUNDER	Post Primary Schools & Head Office	Primary Schools	Programme				Agencies and Self-financing	Capital	TOTAL YEAR ENDED 31/12/2019	TOTAL YEAR ENDED 31/12/2018
			Further Education and Training	Youth Services	Youth Services	Capital				
State funding received	€ 73,450,758	€ 90,039	€ 129,459	€ 100,000	€ 410,860	€ 18,573,865	€ 760,000	€ 92,754,981	€ 90,804,960	
Department of Education and Skills SOLAS	-	-	57,147,195	-	-	-	-	57,907,195	53,137,690	
Department of Children and Youth Affairs	-	-	-	2,856,252	-	-	-	2,856,252	2,530,942	
Department of Social Protection	-	-	-	-	476,988	-	-	476,988	401,279	
Music Generation	-	-	-	-	438,580	-	-	438,580	416,574	
Limerick Council	-	-	-	-	364,959	-	-	364,959	233,950	
Tusia	-	-	-	-	292,152	-	-	292,152	227,959	
State Examinations Commission	-	-	-	-	192,136	-	-	192,136	195,174	
Mid West Regional Drugs & Alcohol Task Forum	-	-	-	149,482	-	-	-	149,482	147,982	
Higher Education Authority	-	-	-	-	100,389	-	-	100,389	7,410	
Department of Justice & Equality	-	-	-	-	75,525	-	-	75,525	-	
The Health Service Executive	-	-	-	-	63,566	-	-	63,566	63,565	
Léargas	-	-	-	-	55,250	-	-	55,250	151,326	
Clare Council	-	-	-	-	22,547	-	-	22,547	69,000	
Third Level College	-	-	-	-	10,910	-	-	10,910	15,692	
Clare Education Centre	-	-	-	-	1,000	-	-	1,000	-	
Dublin and Dunlaoghaire ETB	-	-	-	-	-	-	-	-	91,032	
Limerick Institute of Technology	-	-	-	-	-	-	-	-	10,000	
City Dublin ETB	-	-	-	-	-	-	-	-	9,536	
Non State funding applied to State funded schemes	73,450,758	90,039	57,276,654	3,105,734	2,504,862	19,333,865	155,761,912	148,514,071		
Parents/ Students- tuition fees	1,753,967	-	-	-	754,481	-	-	2,508,448	2,514,595	
Fundraising	-	-	-	-	206,229	172,945	-	379,174	329,219	
Irish Public Bodies	109,939	-	-	-	-	-	-	109,939	370,921	
Tomar Trust/Music Generation	-	-	-	-	50,000	-	-	50,000	7,500	
Blackrock Education Centre	35,114	-	-	-	-	-	-	35,114	27,864	
LEADER Programme	-	-	-	-	22,426	-	-	22,426	7,500	
St. Vincent DePaul	-	-	-	-	-	-	-	-	10,000	
Other Non-state funding	1,899,020	-	-	-	1,033,136	172,945	3,105,101	3,267,599		
Parents/ Students	-	-	-	-	3,273,899	-	-	3,273,899	3,154,151	
Fundraising	-	-	-	-	109,236	-	-	109,236	21,000	
Irish Public Bodies	-	-	-	-	83,373	-	-	83,373	27,109	
Community Foundation for Ireland	-	-	-	-	47,015	-	-	47,015	-	
Faillte Ireland	-	-	-	-	10,000	-	-	10,000	-	
JP McManus Fund Hospital Bus	-	-	-	-	10,000	-	-	10,000	-	
Sustaining Energy Ireland	-	-	-	-	-	-	-	-	48,604	
	-	-	-	-	3,533,523	-	-	3,533,523	3,250,864	
Total	75,349,778	90,039	57,276,654	3,105,734	7,071,521	19,506,810	162,400,536	155,032,534		

Uimerick and Clere Education and Training Board

Notes to the Financial Statements - Year Ended 31 December 2019

2019	2018		2017		2016		2015		2014		2013	
	€	€	€	€	€	€	€	€	€	€	€	€
Grant Used	64,895,837	519,772	64,895,617	(1,676,494)	64,895,617	(1,676,494)	64,895,617	(1,676,494)	64,895,617	(1,676,494)	64,895,617	(1,676,494)
Pay ^a	3,117,935	(297,200)	3,117,935	(964,601)	3,117,935	(964,601)	3,117,935	(964,601)	3,117,935	(964,601)	3,117,935	(964,601)
Post Primary Schools and West CHW	1,402,488	(1,402,488)	1,402,488	(1,402,488)	1,402,488	(1,402,488)	1,402,488	(1,402,488)	1,402,488	(1,402,488)	1,402,488	(1,402,488)
Local Funding Bursaries	90,039	(90,039)	90,039	(90,039)	90,039	(90,039)	90,039	(90,039)	90,039	(90,039)	90,039	(90,039)
Associated Programmes	18,523,865	(18,523,865)	18,523,865	(18,523,865)	18,523,865	(18,523,865)	18,523,865	(18,523,865)	18,523,865	(18,523,865)	18,523,865	(18,523,865)
Primary Schools	100,000	(100,000)	100,000	(100,000)	100,000	(100,000)	100,000	(100,000)	100,000	(100,000)	100,000	(100,000)
Capital	129,459	(129,459)	129,459	(129,459)	129,459	(129,459)	129,459	(129,459)	129,459	(129,459)	129,459	(129,459)
Student Support/Third Level College	410,860	(410,860)	410,860	(410,860)	410,860	(410,860)	410,860	(410,860)	410,860	(410,860)	410,860	(410,860)
Local Creative Youth Partnership	-	-	-	-	-	-	-	-	-	-	-	-
Explorer Programme	-	-	-	-	-	-	-	-	-	-	-	-
Outdoor Education Centre	-	-	-	-	-	-	-	-	-	-	-	-
Mid West Regional Skills	-	-	-	-	-	-	-	-	-	-	-	-
Total Department of Education and Skills	89,135,483	(89,135,483)	89,135,483	(89,135,483)	89,135,483	(89,135,483)	89,135,483	(89,135,483)	89,135,483	(89,135,483)	89,135,483	(89,135,483)
Other Funders	57,147,195	482,504	57,147,195	(57,147,195)	57,147,195	(57,147,195)	57,147,195	(57,147,195)	57,147,195	(57,147,195)	57,147,195	(57,147,195)
ICDAS	760,000	159,162	760,000	(760,000)	760,000	(760,000)	760,000	(760,000)	760,000	(760,000)	760,000	(760,000)
Capital	2,856,252	(154,272)	2,856,252	(2,856,252)	2,856,252	(2,856,252)	2,856,252	(2,856,252)	2,856,252	(2,856,252)	2,856,252	(2,856,252)
Children and Youth Affairs	192,136	(743)	192,136	(192,136)	192,136	(192,136)	192,136	(192,136)	192,136	(192,136)	192,136	(192,136)
State Examinations Commission	532,199	(71,440)	532,199	(532,199)	532,199	(532,199)	532,199	(532,199)	532,199	(532,199)	532,199	(532,199)
Music Council/Clare & Uimerick Co. Council, University of Uimerick	476,988	(64,405)	476,988	(476,988)	476,988	(476,988)	476,988	(476,988)	476,988	(476,988)	476,988	(476,988)
Social & Family Affairs	299,200	(165,421)	299,200	(299,200)	299,200	(299,200)	299,200	(299,200)	299,200	(299,200)	299,200	(299,200)
Environment & Local Government/Uimerick & Clere Council	-	(16,118)	-	-	-	-	-	-	-	-	-	-
Clare Council - Clare Local Dev Committee	75,525	(75,525)	75,525	(75,525)	75,525	(75,525)	75,525	(75,525)	75,525	(75,525)	75,525	(75,525)
Department of Justice & Equality	292,152	(292,152)	292,152	(292,152)	292,152	(292,152)	292,152	(292,152)	292,152	(292,152)	292,152	(292,152)
Asylum Migration Fund	149,482	(149,482)	149,482	(149,482)	149,482	(149,482)	149,482	(149,482)	149,482	(149,482)	149,482	(149,482)
Children and Youth Affairs/Youth Programme	100,389	(100,389)	100,389	(100,389)	100,389	(100,389)	100,389	(100,389)	100,389	(100,389)	100,389	(100,389)
Children and Youth Affairs/Youth Work & Lead	55,250	(55,250)	55,250	(55,250)	55,250	(55,250)	55,250	(55,250)	55,250	(55,250)	55,250	(55,250)
Higher Education Authority	63,566	(63,566)	63,566	(63,566)	63,566	(63,566)	63,566	(63,566)	63,566	(63,566)	63,566	(63,566)
Teanga	6,597	(6,597)	6,597	(6,597)	6,597	(6,597)	6,597	(6,597)	6,597	(6,597)	6,597	(6,597)
Health Service Executive	-	-	-	-	-	-	-	-	-	-	-	-
Other Agency	63,008,933	(64,874)	63,008,933	(64,874)	63,008,933	(64,874)	63,008,933	(64,874)	63,008,933	(64,874)	63,008,933	(64,874)
Total State	1,875,041	(1,875,041)	1,875,041	(1,875,041)	1,875,041	(1,875,041)	1,875,041	(1,875,041)	1,875,041	(1,875,041)	1,875,041	(1,875,041)
Total Non State	162,400,516	(162,400,516)	162,400,516	(162,400,516)	162,400,516	(162,400,516)	162,400,516	(162,400,516)	162,400,516	(162,400,516)	162,400,516	(162,400,516)
Total State and Non State	164,275,557	(164,275,557)	164,275,557	(164,275,557)	164,275,557	(164,275,557)	164,275,557	(164,275,557)	164,275,557	(164,275,557)	164,275,557	(164,275,557)

Reconciliation of Amounts Due From/To Grantor To Revenue Surplus/Deficit: Statement of Current Assets and Liabilities

2019	2018	2017	2016	2015	2014	2013
€	€	€	€	€	€	€
Amount due from/ (to) Grantor	1,875,041	(1,875,041)	1,875,041	(1,875,041)	1,875,041	(1,875,041)
Bank Balance	13,863,164	11,352,300	13,863,164	11,352,300	13,863,164	11,352,300
Time Pay Credits	437,214	552,219	437,214	552,219	437,214	552,219
Pay & Expenses Liabilities	(4,280,010)	(3,125,023)	(4,280,010)	(3,125,023)	(4,280,010)	(3,125,023)
Revenue Surplus/Deficit per Statement of Current Assets and Liabilities	35,188	374,261	35,188	374,261	35,188	374,261

Notes:
 a. Owing balances
 b. Payables are reported on an accrual basis.
 c. Non Pay
 d. Surplus/Deficit for 2019
 e. Total State Fund-ing

Limerick & Clare Education and Training Board

Notes to The Financial Statements - Year Ended 31st December 2019

	31/12/2019	31/12/2018
	€	€
15 Current Assets - Recurrent State Grants		
Amount due from Dept. Of Education and Skills	-	180
Pay Grant Underfunding	423,473	519,722
Associated Grant Underfunding	-	-
Primary Schools	12,161	-
Amount due from Department of Children and Youth Affairs	-	-
Amount due from SOLAS	986,592	1,413,399
	<u>1,422,226</u>	<u>1,933,301</u>
16 Current Assets - Capital State Grants		
Amount due from Dept. Of Education and Skills	1,168,326	818,810
Amount due from SOLAS	-	176,219
	<u>1,168,326</u>	<u>995,029</u>
17 Current Assets - Other Recurrent Income		
Amount due from Other Programme Funders (State)	-	-
Amount due from Other Programme Funders (Non-State)	-	-
	<u>-</u>	<u>-</u>
18 Current Assets - Third Party Debtors		
Recoupments Other	387,049	516,805
Salary Recoupments/Overpayments	50,165	40,535
Tuition Fees	-	22,340
State Exams	-	2,533
	<u>437,214</u>	<u>582,213</u>

Limerick & Clare Education and Training Board

Notes to The Financial Statements - Year Ended 31st December 2019

	31/12/2019	31/12/2018
	€	€
19 Current Liabilities - Recurrent State Grants		
Amount due to Dept. of Education and Skills	43,387	-
Associated Grants Unspent	1,284,804	1,425,558
DES (FET) Funded Regional Skills	6,235	10,797
DES (FET) Explore Programme	4,783	-
DES (Youth) Local Creative Youth Partnership	38,915	-
Local/Receipts/Receivable Excess	382,240	297,380
Scholarship Grants Unspent	185,019	185,019
Amount due to Solas	2,206,569	960,895
Amount due to Tusla	175,974	115,658
Amount due to Dept. of Employment Affairs & Social Protection	66,890	68,605
Amount due to Dept. of Children and Youth Affairs	160,999	154,373
Amount due to Dept. of Health MWRDTF	1,500	-
	<u>4,557,315</u>	<u>3,218,285</u>
20 Current Liabilities - Capital State Grants		
Amount held for Dept. Of Education and Skills	5,581,281	6,032,660
Amount due to SOLAS	129,510	17,057
Amount held for Other Programme Funders (Non-state)	-	-
	<u>5,710,791</u>	<u>6,049,717</u>
21 Current Liabilities - Other Recurrent Income		
Amount held for Students	1,520,721	1,684,994
Amount held for Other Programme Funders (State)	404,932	420,980
Amount held for Other Programme Funders (Non-state)	173,003	190,047
	<u>2,098,656</u>	<u>2,296,021</u>
22 Pay and Expense Liabilities		
Pay Liabilities	1,085,151	888,428
Expense Liabilities	3,303,868	2,237,195
	<u>4,389,019</u>	<u>3,125,623</u>

Limerick & Clare Education and Training Board

Notes to The Financial Statements - Year Ended 31st December 2019

23 Movement in Other Net Current Assets

	Balance as at 31/12/2019 €	Balance as at 31/12/2018 €	Movement in Year €
Current Assets			
Increase/(Decrease) in Recurrent State Grants Receivable	1,422,226	1,933,301	(511,075)
Increase/(Decrease) in Capital State Grants Receivable	1,168,326	995,029	173,297
Increase/(Decrease) in Other Recurrent Income Receivable	-	0	0
Increase/(Decrease) in Third Party Debtors	437,214	582,213	(144,999)
	<u>3,027,766</u>	<u>3,510,543</u>	<u>(482,777)</u>
Current Liabilities			
(Increase)/Decrease in Recurrent State Grant Liabilities	4,557,315	3,218,285	(1,339,030)
(Increase)/Decrease in Capital State Grant Liabilities	5,710,791	6,049,717	338,926
(Increase)/Decrease in Other Recurrent Income Liabilities	2,098,656	2,296,021	197,365
(Increase)/Decrease in Pay and Expense Liabilities	4,389,019	3,125,623	(1,263,396)
	<u>16,755,781</u>	<u>14,689,646</u>	<u>(2,066,135)</u>
			<u><u>(2,548,912)</u></u>

Limerick and Clare Education and Training Board

Notes to The Financial Statements - Year Ended 31 December 2019

24 Remuneration

	2019 €	2018 €
(a) Aggregate Employee Benefits		
Staff Short-term benefits	92,034,621	87,854,720
Termination benefits	-	6,857
	<u>92,034,621</u>	<u>87,861,577</u>
(b) Staff Short-Term Benefits		
Pay (Comprising Basic Pay/Allowances/ Overtime) including Employer's PRSI	10,428	7,463
	<u>10,428</u>	<u>7,463</u>

The pay ranges and the number of employees in each range are:

Pay Range	No. Employees	Cost in 2019*
		€
0 - 59,999	1,903	41,426,350
60,000 - 69,999	323	21,191,826
70,000 - 79,999	238	17,779,358
80,000 - 89,999	65	5,430,450
90,000 - 99,999	31	2,962,911
100,000 - 109,999	15	1,568,968
110,000 - 119,999	9	1,038,664
120,000 - 129,999	4	497,833
130,000 - 139,999	1	138,260
Total:	2,589	92,034,621

* Costs in 2019 include employers' PRSI.

	2019 €	2018 €
(c) Termination Benefits		
No termination benefits were paid to any staff during the year.	-	6,857
	<u>-</u>	<u>6,857</u>

(d) Key Management Personnel

Key management personnel in LCETB consist of the Chief Executive and the Directors of Schools, Further Education, and Organisation Support and Development. The total value of employee benefits for the key management personnel excluding employer's PRSI is set out below:

	2019 €	2018 €
Salary	370,539	383,831
Allowances	52,738	49,419
Termination Benefits	-	-
	<u>423,277</u>	<u>433,250</u>

(e) Chief Executive Salary and Benefits

	2019 €	2018 €
The Chief Executive remuneration package excluding employers' PRSI for the year was:		
Basic Salary	135,332	129,417
Arrears	-	-
	<u>135,332</u>	<u>129,417</u>

The Chief Executive is a member of an unfunded defined benefit public sector pension scheme and his entitlements do not extend beyond the standard entitlements available under the scheme.

Limerick & Clare Education and Training Board

Notes to The Financial Statements - Year Ended 31 December 2019

25 Specific Costs	2019	2018
	€	€
(a) Consultancy		
The costs of external services under the following headings:		
Legal (includes general legal advice)	-	-
Financial / Actuarial	-	-
Public relations/marketing	-	-
Human Resources	-	-
Audit Fee (Annual external audit) - Note 2015 & 2016 paid in 2018	56,000	91,500
	<u>56,000</u>	<u>91,500</u>
(b) Legal Costs and Settlements		
Legal costs and settlements for the year can be analysed under:		
Legal fees - legal proceedings	46,846	76,864
Conciliation and arbitration payments	-	-
Settlements	-	-
	<u>46,846</u>	<u>76,864</u>
LCETB did not incur legal costs in relation to ongoing matters involving Other State Bodies Legal Costs of €361,912 and settlements of €373,916 were paid by LCETB's insurers.		
(c) Travel and Subsistence		
Travel and subsistence costs comprise:		
Domestic		
- expenses paid to Board Members	29,049	46,198
- expenses paid for Board Members	-	-
- expenses paid to employees	406,122	429,875
	<u>435,171</u>	<u>476,073</u>
International		
circula		
- expenses paid for Board Members	-	-
- expenses paid to employees	35,627	46,769
	<u>35,627</u>	<u>46,769</u>
Total	<u>470,798</u>	<u>522,842</u>
(d) Hospitality		
Hospitality costs incurred were:		
Staff Hospitality	9,168	8,329
Other	11,365	14,941
	<u>20,533</u>	<u>23,270</u>

Limerick and Clare Education and Training Board

Notes to The Financial Statements - Year Ended 31st December 2019

26 Board Members' Expenses

Expenses and Fees are paid to Board members for travel to Board-related meetings.

The aggregate expenses paid to each member in the year ended the 31st December 2019 were:

Board Member	Statutory Meetings	Interview Boards	Attendance at Conferences / Seminars	Board of Management Meetings	Total	No. Board Meetings Attended / Held
	€	€	€	€	€	
~ Ms Joan Aherne			1,313	26	1,340	5/5
Mr Tony Brazil	1,339				1,339	5/5
Cllr Clare Collieran Molloy					0	3/4
Mr Michael Cregan				351	351	5/9
Cllr Cathal Crowe					0	1/5
Cllr Michael Donegan	59				59	7/9
Ms Elaina Fitzgerald					0	2/4
Ms Mary Flanagan	348	104		15	467	4/5
Cllr Liam Galvin	207			20	227	5/9
Mr Michael Guilfoyle					0	3/4
Ms Catherine Hehir	140				140	3/4
^ Ms Sheila Hickey					0	3/4
* Cllr Michael Hillery	171				171	0/5
Cllr Mary Howard	245	6,256		90	6,591	5/5
Cllr Marian Hurley	111				111	4/5
Cllr Gabriel Keating	862			18	879	9/9
x Mr. Sean Kennedy	147				147	0/5
Cllr Sarah Kiely					0	3/4
Cllr Joe Killeen					0	3/4
Mr Gordan Mewis					0	3/5
~ Mr Sean McMahon	1,789	1,160	1,699		4,649	7/9
Cllr Paul Murphy					0	4/4
Cllr Ann Norton	41	11,051			11,092	6/9
Mr Mark O'Dea	75				75	2/4
Cllr Richard O'Donoghue					0	3/5
^ Mr Donal O hAiniféin					0	8/9
** Cllr Kieran O'Hanlon		1,333			1,333	7/9
Ms Marian Petty					0	1/4
Cllr Elena Secas					0	8/9
# Cllr John Sheahan					0	3/4
Cllr Lisa Marie Sheehy	76				76	3/5
Cllr Brigid Teefy					0	4/4
Total	€5,612	€19,904	€3,013	€520	€29,049	

Where a board member is on any ETBI committee or NPC this should be identified

*Cllr Mary Howard Chairperson of Limerick & Clare ETB January to September 2019

**Cllr Kieran O'Hanlon Chairperson of Limerick & Clare ETB October to December 2020

~Member of ETBI (Education and Training Board Ireland)

^Member of NPC (National Parents Council)

#Nominee to IPB (Irish Public Bodies)

X Payment for Meeting attended in 2018

27 Chief Executive's Travel Expenses

	2019	2018
	€	€
Domestic Travel	12,244	10,866
Foreign Travel	-	992
	<u>12,244</u>	<u>11,859</u>

Limerick and Clare Education and Training Board

Notes to The Financial Statements - Year Ended 31st December 2019

28 Capital Commitments

At the date of approval of the financial statements LCETB had capital commitments of € 14.13 million.

All of the above capital expenditure will be Exchequer funded.

29 Contingencies

At the date of approval of these financial statements, there were no significant legal proceedings in respect of events that occurred on or before the 31/12/2019.

30 Additional Superannuation Contribution

€2,997,492 was deducted from staff by way of ASC and paid over to the Department of Education and Skills.

31 Write - Offs

In 2019 sanction was given by Department of Public Expenditure and Reform to the National Shared Services Office (NSSO), who act as payroll providers for ETB pensioner payments, to write off overpayments to the value of €250 for individual deceased pensioners on the Superannuation Scheme/Schemes.

LCETB had no deceased pensioner write offs in 2019.

32 Annual Contribution to Education and Training Boards Ireland

LCETB made a contribution of €74,655 to ETBi in 2019.

33 Provision of National Service

The Youthreach National Coordinator is working for the Department of Education and Skills and is paid by LCETB. The cost of providing the service in 2019 was €170,310 compared to €167,134 in 2018. A Grant is provided by SOLAS to cover the cost of salaries and related expenses.

Limerick and Clare Education and Training Board

Notes to The Financial Statements - Year Ended 31 December 2019

34 Limerick & Clare ETB provides educational services and activities from the properties listed below:

1) Properties in use Category	Location	Status	Annual Rent €	Lease expiry
OWNED				
Administrative Offices				
Head Office	Marshal House, Limerick	Owned	N/A	N/A
Sub Office	Station Road, Ennis, Co. Clare	Owned	N/A	N/A
Schools				
Castletroy College	Castletroy, Co. Limerick	Owned	N/A	N/A
Colaiste Chiaráin	Croom, Co. Limerick	Owned	N/A	N/A
Colaiste Ide agus Iosef	Abbeyfeale, Co. Limerick	Owned	N/A	N/A
Colaiste Iosaef	Kilmallock, Co. Limerick	Owned	N/A	N/A
Colaiste Mhuire	Askeaton, Co. Limerick	Owned	N/A	N/A
Colaiste na Trocaire	Rathkeale, Co. Limerick	Owned	N/A	N/A
Desmond College	Newcastlewest, Co. Limerick	Owned	N/A	N/A
Ennis Community College	Harmony Row, Ennis, Co. Clare	Owned	N/A	N/A
Ennistymon Vocational School	Ennistymon, Co. Clare	Owned	N/A	N/A
Hazelwood College	Dromcollogher, Co. Limerick	Owned	N/A	N/A
Scariff Community College	Scariff, Co. Clare	Owned	N/A	N/A
St. Anne's Community College	Killaloe, Co. Clare	Owned	N/A	N/A
St. John Bosco Community College	Kildysart, Co. Clare	Owned	N/A	N/A
St. Joseph's Community College	Kilkee, Co. Clare	Owned	N/A	N/A
St. Michael's Community College	Kilmihili, Co. Clare	Owned	N/A	N/A
Thomond Community College (Formerly St. Nessans CC)	Moylish Park, Limerick	Owned	N/A	N/A
Site for New School at Colaiste Chiaran Croom	Skagh, Croom, Co. Limerick	Owned	N/A	N/A
Further Education and Training				
Further Education & Training Centre - O'Connell Street Campus	O'Connell Avenue, Limerick.	Owned	N/A	N/A
Further Education & Training Centre - Newcastlewest Campus	Newcastlewest, Co. Limerick.	Owned	N/A	N/A
Further Education & Training Centre - Abbeyfeale Campus	Abbeyfeale, Co. Limerick.	Owned	N/A	N/A
Further Education & Training Centre - Hospital Campus	Hospital, Co. Limerick.	Owned	N/A	N/A
Further Education & Training Centre - Cappamore Campus	Cappamore, Co. Limerick.	Owned	N/A	N/A
Limerick College of Further Education	Mulgrave Street, Limerick.	Owned	N/A	N/A
Further Education & Training Centre - Kilrush Campus	Cooraclare Road, Kilrush, Co. Clare.	Owned	N/A	N/A
Further Education & Training Centre - Rathkeale Campus	Rathkeale, Co. Limerick.	Owned	N/A	N/A
Further Education & Training Centre - Scariff Campus	Scariff, Co. Clare	Owned	N/A	N/A
Further Education & Training Centre - Raheen Bus. Pk. Campus	Raheen, Limerick.	Owned	N/A	N/A
Outdoor Education Centres				
Outdoor Education Centre - Burren	Turlough, Bellharbour, Co. Clare	Owned	N/A	N/A
Outdoor Education Centre - Kilmahane	Kilmahane, Co. Limerick	Owned	N/A	N/A

Limerick & Clare ETB provides educational services and activities from the properties listed below: (continued)

Youthreach					
Further Education & Training Centre - O'Connell Street Campus	O'Connell Avenue, Limerick.	Owned	N/A	N/A	
Further Education & Training Centre - Kilmallock Road Campus, Limerick City	Kilmallock Road, Limerick City	Owned	N/A	N/A	
Further Education & Training Centre - Hospital Campus	Hospital, Co. Limerick.	Owned	N/A	N/A	
Further Education & Training Centre - Shanagolden Campus	Shanagolden, Co. Limerick.	Owned	N/A	N/A	
Resource Centre - West Clare	Miltown Malbay, Co. Clare	Owned	N/A	N/A	
VTOS					
Further Education & Training Centre - Kilmallock Road Campus, Limerick City	Kilmallock Road, Limerick City	Owned	N/A	N/A	
Organic College - An t-Ionad Glas	Dromcollogher, Co. Limerick.	Owned	N/A	N/A	
Further Education & Training Centre - Kilmallock Town Campus	Kilmallock, Co. Limerick	Owned	N/A	N/A	
Further Education & Training Centre - Shanagolden Campus	Shanagolden, Co. Limerick.	Owned	N/A	N/A	
Further Education & Training Centre - Scariff Campus	Scariff, Co. Clare	Owned	N/A	N/A	
Music					
Music Generation					
Limerick School of Music	Atheneum Building, 30 Upper Cecil Street, Limerick Mulgrave Street, Limerick.	Owned Owned	N/A N/A	N/A N/A	
Land					
Land at Railway Road - Recreation use for Desmond College	Newcastlewest, Co. Limerick.	Owned	N/A	N/A	
Land at Kilkee - Recreation use for St. Josephs Community College	Kilkee, Co. Clare	Owned	N/A	N/A	
Site for New Gaelcholáiste Luimnigh	Clare Street, Limerick	Owned	N/A	N/A	
OTHER					
Theatre Royal	29 Upper Cecil Street, Limerick.	Owned	N/A	N/A	
Convent Premises - Community/Education Purposes	Convent, Abbeyfeale, Co. Limerick.	Owned	N/A	N/A	
LEASED					
Administrative Offices					
Administrative Offices					
Schools					
Gaelcholáiste Luimnigh	Limerick	N/A	N/A	N/A	
Mungret Community College	Mungret, Co. Limerick	Leased	657,587	01/09/2028	
Mol An Oige	Ennistymon, Co. Clare	Leased	138,000	01/07/2020	
Raheen Wood Community National School	Raheen Tuamgraney Co. Clare	Leased	15,000	27/07/2015***	
		Leased	43,625	24/07/2017***	

Limerick & Clare ETB provides educational services and activities from the properties listed below: (continued)

Further Education and Training	Ennis, Co. Clare.	Leased	177,432	31/12/2038
Further Education & Training Centre - Clonroad Campus	Ennis, Co. Clare.	Leased	148,712	31/8/2039
Further Education & Training Centre - Clonroad Campus	Mulgrave Street, Limerick.	Leased	40,000	28/02/2021
Limerick College of Further Education - Old Eircom Site	Shannon, Co. Clare.	Leased	390,921	31/12/2020**
Further Education & Training Centre - Shannon Ind. Estate Campus	Round House, St. Marys Road, Newcastlewest, Limerick	Leased	9,000	01/09/2024
Further Education & Training Centre - Newcastlewest	LEDP, Roxboro Road, Limerick.	Leased	30,787	31/08/2020
Hospitality Training Centre	Art Room, Ennistymon, Co. Clare.	Leased	7,200	31/01/2021
The Blue Frog	4 Bru na Sionna, Shannon, Co. Clare.	Leased	34,400	31/8/2020
Further Education and Training Centre, Shannon	Sexton Street, Limerick	Leased	181,000	Expired and building vacated 31/12/2019
Music Generation	Watchouse Cross, Moyross, Limerick.	Leased	51,563	19/05/2029
Youthreach	Brian Boru Building, Tuamgraney, Scariff	Leased	32,197	31/03/2022
Further Education & Training Centre - Watchouse Cross Campus				
East Clare Youthreach				
OTHER				
Modular Accommodation.				
Colaiste Chiaráin	Groom, Co. Limerick	Leased	39,847	31.12.2020
Ennistymon Vocational School	Ennistymon, Co. Clare	Leased	15,990	*30.06.2022
Limerick College of Further Education	Mulgrave Street, Limerick	Leased	16,630	*30.06.2021
Limerick School of Music	Mulgrave Street, Limerick	Leased	8,856	*30.06.2021
Mol An Olige***	Ennistymon, Co. Clare	Leased	83,682	*31.12.2021
Mungret College, Actavo (Phase 1)	Mungret, Co. Limerick	Leased	74,595	*30.06.2021
Mungret College, Roadmaster, (Phase 1)	Mungret, Co. Limerick	Leased	25,584	*30.06.2021
Mungret College, Instaspac (Phase 2)	Mungret, Co. Limerick	Leased	70,356	*11.09.2021
Mungret College, Castlecabin (Phase 3)	Mungret, Co. Limerick	Leased	63,320	*01.09.2022
Scariff Community College	Scariff, Co. Clare	Leased	15,350	*30.06.2021
*All of the above leases are renewed on an Annual Basis as required.				
2) Properties not currently in use				
Category	Location	Status	Annual Rent	Lease expiry
Theatre Royal	29 Upper Cecil Street, Limerick.	Owned	N/A	N/A
3) Properties used by 3rd parties				
Category	Occupied by	Status	Annual Rent	Lease expiry
Marshal House, Top Floor	Limerick Education Centre	Owned	120,000	01/10/2027
Milltown Malbay Crèche Facilities	West Clare Resource Centre	Owned	100	01/04/2027
St. John Bosco, Kildysart, All Weather Pitch	Local Community	Owned	10	01/08/2033
St. Anne's Community College, Killaloe. All Weather Pitch	Clariford Park, St. Annes CC, Killaloe - Community	Owned	10	01/06/2048

*** Lease currently under negotiation

*** LCETB obtained the patronage on 1/9/2019 and the expired leases are currently in the process of being regularised.

Limerick and Clare Education and Training Board

Notes to The Financial Statements - Year Ended 31st December 2019

35 Charity Registration

LCETB has charitable status under the Charities Act 2009 and is registered with the Charity Regulator. The Charity Number CHY 21050.

36 Connected Persons

Transactions with connected persons during the year amounted to €16,969.

37 Events after the year end

Since the end of the reporting period, the economy and the ETB sector have been significantly affected by the COVID-19 pandemic.

However, LCETB continues to carry out its vital role in education and training while being focused on ensuring continuity of education for learners, including a particular focus on more vulnerable students.

The effects of the pandemic will have financial implications for LCETB in 2020 and beyond. The financial impacts of COVID-19 commenced in March 2020 and given the unprecedented uncertainty of the situation that LCETB finds itself in, a reliable estimate of the costs and savings arising from savings arising from COVID-19 cannot not be made at this time. However, the main factors giving rise to additional costs and reduction in income are as follows.

Additional unplanned expenditure on ICT equipment and software support to enable the continuation of learning for students and the safety of its employees by remote working.

Additional costs to deliver training as it is expected that extra training allowances to participants in further education and training programmes will continue until courses are completed which may lead to some additional costs over the summer months.

Anticipated reductions in income. LCETB anticipates a reduction in self-generated income as some programmes are on hold and the Outdoor Education Centres have temporarily closed. PLC fee income is also likely to be reduced as more participants become eligible for free fees.

It is anticipated that the additional costs will be partially offset by savings in the areas of

- substitution costs,
- consumables and costs incurred for contract management services and
- savings associated with the delivery of apprenticeships as most craft apprentices are released to their employers and there are no further intakes currently (It should be noted that this delay is likely however to lead to greater costs in 2021).

LCETB has taken the following steps to manage the effects of the pandemic

From the commencement this crisis LCETB engaged its business continuity plan to ensure that its operations continued as normal in line with its regulatory requirements.

The Audit and Risk Committee has reviewed the updated LCETB's risk register to take account of the specific risks arising and LCETB will develop and ensure implementation of additional control measures as required.

The Department of Education and Skills has put in place a range of steering and engagement structures to support the education and training system in navigating the challenges of COVID-19. LCETB is participating in these structures to ensure a joined-up approach across the education sector.

In the medium to long term, the ETB sector will have a significant role to play in the overall tertiary system response needed for labour market activation which will form part of a broader cross government and cross agency response. As a result, there will be a particular focus on effective management of resources and capacity.

38 Approval of the Financial Statements

The Financial Statements for the year ended 31/12/2019 were approved by the Board of Limerick and Clare ETB on 24th March 2020.