

**Bord Oideachais agus Oiliúna Luimnigh agus an Chláir**

**Limerick and Clare Education and Training Board**



Bord Oideachais & Oiliúna  
**LUIMNIGH & AN CHLÁIR**  

---

**LIMERICK & CLARE**  
Education & Training Board

**Financial Statements For The Year Ended 31st December 2016**

# Limerick and Clare Education and Training Board

## Index to the Financial Statements for the Year Ended 31st December 2016

	Page
Statement of Board Responsibilities	3
Statement on Internal Control	4
Comptroller and Auditor General Audit Report	5
Activities and Pay Costs	6
Accounting Policies	7
Operating Statement	8
Statement of Current Assets and Current Liabilities	9
Notes To The Financial Statements	10 - 25

## Limerick and Clare Education and Training Board

### Statement of Board Responsibilities

Limerick and Clare Education and Training Board was established on 1 July 2013 under the provisions of the Education and Training Boards Act 2013.


Section 51 of that Act requires the ETB to keep in such form and in respect of such accounting periods as may be approved by the Minister for Education and Skills with the consent of the Minister for Finance and the Minister for Public Expenditure and Reform, all proper and usual accounts of the monies received or expended by it.

In preparing those accounts, the Board is required to:

- (a) apply the standard accounting policies for the preparation of ETB financial statements
- (b) make judgements and estimates that are reasonable and prudent
- (c) disclose and explain any material departures from the standard accounting policies

The Board is responsible for keeping proper books of account which disclose with reasonable accuracy at any time the financial position of the Board and which enable it to ensure that the Financial Statements comply with section 51 of the Education and Training Boards Act 2013. The Board is also responsible for safeguarding its assets and for taking reasonable steps for the prevention and detection of fraud and other irregularities.

Chairperson



Sean McMahon

Date

13th April 2018

# Bord Oideachais agus Oiliúna Luimnigh agus an Chláir

## Limerick & Clare Education and Training Board

### Statement on the System of Internal Control

#### Responsibility for the System of Internal Control

As Chairperson of Limerick & Clare Education and Training Board, I acknowledge the responsibility of the Board for ensuring that an efficient, effective and economic system of internal financial control is maintained and operated. The system can only provide reasonable and not absolute assurance that assets are safeguarded, transactions are authorised and properly recorded, and that material errors or irregularities are either prevented or would be detected in a timely period.

#### Key Control Procedures

The Board has taken steps to ensure an appropriate control environment by:

- Clearly defining management and staff responsibilities.
- Establishing procedures for reporting significant control failures and ensuring appropriate corrective action.
- Establishing a formal risk management system involving procedures for identifying and evaluating all risks which could prevent the ETB achieving its objectives.

The system of internal control operated in Limerick & Clare ETB is based on:

- Detailed administrative procedures
- Segregation of duties
- Specific authorisations
- Internal checks
- Monthly management review of reports outlining the actual and budgeted results of programmes operated by Limerick & Clare ETB.

The Board's monitoring and review of the effectiveness of the system of internal control is informed by the:

- Recommendations made by the Comptroller and Auditor General in management letters or other reports.
- Work of the Audit Committee which considers internal audit reports and reports of the C&AG and reports to the Board whether, in the internal auditor's opinion, the ETB is operating adequate and appropriate systems of internal control.
- Chief Executive who has responsibility for the financial control framework.

An internal audit service is provided by the Internal Audit Unit (IAU). The most recent internal audit was conducted in 2016 and covered the area of Teacher Allocation & Cooperation Hours

#### Annual Review of Controls

Limerick & Clare ETB is committed to operating an efficient, effective and economic internal control system. I confirm that the Audit Committee at its meeting in March 2017, conducted a review of the effectiveness of the system of internal financial control for year ended 31 December 2016, in the manner prescribed by the Code of Practice for the Governance of Educating & Training Boards. This included a review of internal and external audit reports along with an examination of minute books of the Board, Audit Committee and Finance Committee. The Audit Committee also got confirmation from the Chief Executive that on balance the system of internal control is adequate and appropriate. The Chief Executive based this statement on information gathered from senior managers across the organisation using customised questionnaires.

Issues disclosed in the 2015 Annual Accounts Statement of Internal Control, have been addressed and the ETB will continue to enhance the control framework.

LCETB works diligently to ensure compliance with all aspects of circulars, codes of governance and legislation and any gaps identified in the regulatory framework are addressed as a matter of priority. Notwithstanding this, LCETB is not currently in a position to meet all of its responsibilities in respect of procurement regulations. There are instances where goods and services have been procured locally across 70 sites, in line with LCETB Purchasing Procedures but the cumulative value across all sites exceeds the national tendering threshold.


- Purchases for which no tender was undertaken amounted to circa €829,000. These specific areas were school bus hire and school books.

LCETB is prioritising these areas for procurement and expects to conclude tenders for same in 2018. Given the nature of the organisation and the extent of spending under various categories and headings, full compliance will remain a challenge. LCETB will continue to monitor all areas of expenditure and tender for goods and services as required.

#### Delay in preparation of Financial Statements

Limerick & Clare ETB submitted the financial statements for the Year ended 31 December 2016 to the C&AG for audit in October 2017. The delay in preparing the financial statements arose due to backlog of work associated with the amalgamation of the three former Vocational Education Committees, and taking on the operations and systems of two former SOLAS Training Centres. LCETB intend to submit the 2017 Financial Statements by due date.

Signed



Sean McMahon

Chairperson

Date: 13th April 2018



## Ard Reachtaire Cuntas agus Ciste Comptroller and Auditor General

### Report for presentation to the Houses of the Oireachtas

#### Limerick and Clare Education and Training Board

##### Opinion on financial statements

I have audited the financial statements of Limerick and Clare Education and Training Board for the year ending 31 December 2016 as required under the provisions of Education and Training Boards Act 2013. The financial statements comprise

- the statement of accounting policies
- the operating statement
- the statement of current assets and current liabilities and
- the related notes.

In my opinion, the financial statements properly present the income and expenditure of the Board for 2016, the statement of balances properly presents the state of affairs of the Board at 31 December 2016, and the financial statements are in accordance with the accounting policies laid down by the Minister for Education and Skills.

##### Basis of opinion

I conducted my audit of the financial statements in accordance with the International Standards on Auditing (ISAs). My responsibilities under those standards are further described in the appendix to this report. I am independent of Limerick and Clare Education and Training Board and have fulfilled my other ethical responsibilities in accordance with the *Code of Ethics of the International Organisation of Supreme Audit Institutions*.

I believe that the audit evidence I have obtained is sufficient and appropriate to provide a basis for my opinion.

##### Report on information other than the financial statements, and on other matters

The Board has presented certain other information together with the financial statements. This comprises the statement of Board responsibilities and the statement on internal control. My responsibilities to report in relation to such information, and on certain other matters upon which I report by exception, are described in the appendix to this report.

##### *Non compliance with procurement rules*

The statement on internal control discloses that there was a material level of non-compliance with national procurement rules in respect of goods and services that operated in 2016, and the steps planned to deal with this.

I have nothing to report in regard to other matters upon which reporting is by exception.

Seamus McCarthy  
Comptroller and Auditor General

18 April 2018

## Limerick & Clare Education and Training Board

Financial Statements - Year Ended 31st December 2016

### Activities and Pay Costs

#### 1 Main Activity

Limerick & Clare Education and Training Board provides Education and Training throughout counties Limerick and Clare as set out below :

Service	No. Locations	No. Participants
Second Level & Post Leaving Cert.	18	9,634
Limerick School of Music	1	1,200
Further Education	19	23,476
Training	2	3,560
Part-time / Night Classes	4	1,748

#### 2 Other Services

The Board also acts as an Agent and runs Self - financing Projects.

Agency work involves running a programme on behalf of another organisation according to agreed criteria and the Board is reimbursed its cost.

Self - financing Projects are programmes run under the complete control of the Board either for the Board or other organisations.

#### 3 Pay Costs

Pay is the principal cost for the Board and the following table indicates the range and amount :

Pay range*	No. Employees	Cost in 2016
		€
0 - 59,999	2,052	49,196,244
60,000 - 69,999	236	15,230,221
70,000 - 79,999	55	4,045,086
80,000 - 89,999	19	1,613,363
90,000 - 99,999	11	1,035,112
100,000 - 109,999	6	620,812
110,000 - 119,999	1	116,361
<b>Total:</b>	<b>2,380</b>	<b>71,857,199</b>

\* Pay ranges do not include employers' PRSI.

The ETB does not make pension contributions in respect of employees

**Bord Oideachais agus Oiliúna Luimnigh agus an Chlár**  
**Limerick and Clare Education and Training Board**

**Establishment of the Education and Training Board and the Accounting Policies of the Financial Statements for the Year Ended  
31st December 2016**

**1. Establishment of the Education and Training Board**

Limerick and Clare Education and Training Board (LCETB) was established on 1 July 2013 and its functions are set out in section 10 of the Education and Training Boards Act 2013.

**2. Significant Accounting Policies**

**(a) Basis of Presentation**

The financial statements are presented in the form approved by the Minister for Education and Skills with the consent of the Minister for Finance and the Minister for Public Expenditure and Reform. They consist of a Statement of Accounting Policies, an Operating Statement, a Statement of Current Assets and Current Liabilities and notes to the financial statements. Where necessary, the comparative figures for the previous year have been restated on the same basis as those for the current year.

**(b) Basis of Preparation**

The Operating Statement presents Receipts and Payments by Programme Grouping and the resultant Cash Surplus / (Deficit) is adjusted for other debtor and creditor movements to determine the overall result for the period on an accrual basis.

The Statement of Current Assets and Current Liabilities is prepared on the accruals basis by determining state grant and other funder balances at amounts that reflect the related expenditure incurred in accordance with the funding rules.

Third Party Debtors are included in Current Assets. Pay and Expense Liabilities are included in Current Liabilities.

**(c) Tangible fixed assets**

All assets purchased including land and buildings, fixtures and fittings and training equipment are accounted for in the year of purchase. State grants to fund the purchase of tangible fixed assets are recognised in the same year.

**(d) Stocks**

All consumable stocks are expensed as purchased.

**(e) Superannuation**

The pension entitlements of ETB staff, including those who transferred from SOLAS, are conferred under defined benefits schemes.

Superannuation deductions made from employees pay in respect of these schemes are retained by the ETB as part of agreed Exchequer funding, or paid over to the Department of Public Expenditure and Reform.

The ETB does not make any contributions towards the schemes.

These unfunded schemes are operated on a pay as you go basis with the annual pension entitlements being paid directly by the Department of Education and Skills.

**(f) Lease Rentals**


All lease rentals are expensed as incurred.

## Limerick and Clare Education and Training Board


### Operating Statement For The Year Ended 31st December 2016

	Note	Year Ended 31/12/2016	Year Ended 31/12/2015
<b>RECEIPTS</b>		€	€
Schools & Head Office Grants	1	64,383,469	62,097,165
Further Education and Training Grants	2	50,733,289	53,794,513
Student Support Services Grants	3	-	551,606
Youth Services Grants	4	2,167,794	1,976,482
Agencies & Self-Financing Projects	5	6,616,173	5,837,261
Capital Grants	6	5,718,144	3,770,378
		129,618,869	128,027,405
<b>PAYMENTS</b>			
Schools & Head Office	7	64,176,217	62,723,126
Further Education and Training	8	52,567,707	52,731,200
Student Support Services	9	44,173	505,202
Youth Services	10	2,162,564	2,069,446
Agencies & Self-Financing Projects	5	5,611,595	6,375,964
Capital	6	4,300,862	5,187,929
		128,863,118	129,592,867
<b>Cash Surplus / ( Deficit) For Period</b>		755,751	(1,565,462)
<b>Movement in Other Net Current Assets</b>	21	(681,289)	1,561,150
<b>Accrual Revenue Surplus/(Deficit) For Period</b>		74,462	(4,312)
<b>Revenue Surplus / (Deficit) at 01/01/2016</b>		(154,491)	(150,179)
<b>Revenue Surplus / (Deficit) at 31/12/2016</b>		(80,029)	(154,491)

Signed

  
 Sean McMahon  
 Chairperson

13th April 2018

  
 George O'Callaghan  
 Chief Executive

13th April 2018

The notes on pages 10 to 25 form part of these financial statements



## Limerick and Clare Education and Training Board

### Statement of Current Assets and Current Liabilities as at 31st December 2016

		Year Ended 31/12/2016	€	Year Ended 31/12/2015	€
<b>Current Assets</b>					
Recurrent State Grants	13	2,557,824		6,561,917	
Capital State Grants	14	67,709		634,621	
Other Recurrent Income	15	136,370		105,214	
Third Party Debtors	16	783,578		1,334,218	
Bank Balance		6,130,252		5,374,501	
		<u>9,675,733</u>		<u>14,010,471</u>	
<b>Current Liabilities</b>					
Recurrent State Grants	17	2,582,906		8,373,323	
Capital State Grants	18	2,143,359		1,553,514	
Other Recurrent Income	19	3,297,276		2,907,600	
Pay & Expense liabilities	20	1,732,221		1,330,525	
		<u>9,755,762</u>		<u>14,164,962</u>	
<b>Net Current Assets / (Liabilities)</b>		<u>(80,029)</u>		<u>(154,491)</u>	
Represented By					
<b>Revenue Surplus / (Deficit)</b>		<u>(80,029)</u>		<u>(154,491)</u>	

#### Analysis of Revenue Surplus / (Deficit)


	Surplus (Deficit) 31/12/2016	Surplus (Deficit) in Period	Surplus (Deficit) 31/12/2015
<b>Programme</b>	€	€	€
Schools & Head Office	(80,029)	74,462	(154,491)
Further Education & Training	-	-	-
Agency & Self financing Programmes	-	-	-
Other Programmes (2)	-	-	-
	<u>(80,029)</u>	<u>74,462</u>	<u>(154,491)</u>

Signed



Sean McMahon  
Chairperson

13th April 2018



George O'Callaghan  
Chief Executive

13th April 2018

The notes on pages 10 to 25 form part of these financial statements

## Limerick and Clare Education and Training Board

Notes to The Financial Statements - Year Ended 31st December 2016

		Year Ended 31/12/2016	Year Ended 31/12/2015
<b>1 Schools &amp; Head Office Receipts</b>			
<b>PAY</b>	<b>FUNDER/SPONSORING DEPT</b>	<b>€</b>	<b>€</b>
Schools & Head Office Net Cash Grant	Department of Education and Skills	54,337,706	52,645,889
Retained Superannuation Contributions	Department of Education and Skills	3,297,765	3,414,060
		57,635,471	56,059,949
<b>NON PAY</b>			
Schools & Head Office Net Cash Grant	Department of Education and Skills	3,558,538	3,168,349
Tuition Fees	LCETB Students	867,919	821,742
IPB Dividend	Irish Public Bodies Insurance	85,648	-
Bank Interest	Bank	4	8
		4,512,109	3,990,099
<b>ASSOCIATED PROGRAMMES</b>			
School Services Support Fund	Department of Ed. and Skills	880,968	880,531
Book Grant - Needy Pupils	Department of Ed. and Skills/Parents	500,092	539,435
VPTP/PLC Equipment & Materials	Department of Ed. and Skills/Parents	-	-
PLC Government Levy	LCETB Students	109,495	105,130
DEIS Funding	Department of Ed. and Skills	151,238	141,555
Transition Year Grant	Department of Ed. and Skills/Parents	391,768	215,514
Junior Certificate School Programme	Department of Ed. and Skills	52,905	44,168
Traveller Capitation Grant	Department of Ed. and Skills	31,959	27,150
Foreign Language Assistant	Department of Ed. and Skills	14,792	19,423
Leaving Cert Applied (Per Capita)	Department of Ed. and Skills	26,727	27,633
Science Grant	Department of Ed. and Skills	14,222	14,871
Computer Equipment Grant	Department of Ed. and Skills	3,429	19,569
Special Needs Upgrade Services	Department of Ed. and Skills	4,084	7,125
Special Class Grant	Department of Ed. and Skills	3,247	2,674
Bus Escort	Department of Ed. and Skills	23,149	-
ICT TC Connectivity	Department of Ed. and Skills	24,600	-
Inservice Courses	Department of Ed. and Skills	3,214	2,339
		2,235,889	2,047,117
		64,383,469	62,097,165

## Limerick and Clare Education and Training Board

Notes to The Financial Statements - Year Ended 31st December 2016

### 2 FURTHER EDUCATION AND TRAINING RECEIPTS

Further Education	FUNDER	Year Ended 31/12/2016 €	Year Ended 31/12/2015 €
VTOS	SOLAS	7,197,121	6,468,609
Youthreach	SOLAS	5,449,906	5,900,795
Adult Literacy	SOLAS	2,156,722	2,524,239
BTEI	SOLAS	1,606,546	1,972,974
Comm Ed/SPIDAS	SOLAS	725,965	826,602
Senior Traveller Centres & Creches Legacy	SOLAS	407,184	632,475
Adult Education Guidance Service	SOLAS	626,021	642,778
FETAC Exams/School Assessment (LDA's)	SOLAS	132,159	147,359
ITABE	SOLAS	190,886	173,182
FET Building Management Costs	SOLAS	654,442	290,707
Youthreach National Co-ordinator	SOLAS	175,000	154,625
Hospitality Skills - SOLAS	SOLAS	290,000	280,785
Refugee Resettlement	SOLAS	156,800	-
DEIS Family Literacy	SOLAS	21,426	36,000
Intercultural Limerick	SOLAS	262,569	200,000
QQI Authentication DES	SOLAS	33,425	10,000
PLC Enhanced Capitation	SOLAS	113,000	124,381
AES Continuing Professional Development	SOLAS	103,073	39,984
Quality Assurance	SOLAS	263,059	34,583
Guidance & Counselling	SOLAS	67,268	70,326
PLC Rent	SOLAS	7,200	-
		<b>20,639,772</b>	<b>20,530,404</b>
<b>Training</b>			
Bridging Foundation	SOLAS	115,743	471,284
Library Project	SOLAS	-	2,105
Skills Training	SOLAS	4,856,460	6,511,845
Evening Courses	SOLAS	405,349	690,049
Apprenticeships	SOLAS	5,085,634	4,504,890
Traineeship Training Centre	SOLAS	2,413,182	2,521,296
Community Training Centres	SOLAS	2,943,714	2,824,720
Justice Workshops	SOLAS	-	121,199
Local Training Initiatives LTI	SOLAS	3,112,441	3,054,579
Specialist Training Providers	SOLAS	3,123,329	3,460,857
Payroll and Operational Costs	SOLAS	6,601,511	6,364,114
National European Globalisation Adjustment Fund	SOLAS	894,214	587,812
Tipperary ETB	SOLAS	541,940	2,153,569
		<b>30,093,517</b>	<b>33,264,109</b>
<b>Training Centre Bank Balance on Transfer</b>		-	-
<b>Total</b>		<b>50,733,289</b>	<b>53,794,513</b>

### 3 STUDENT SUPPORT SERVICES RECEIPTS

Grants and Scholarships	Department of Education and Skills	0	551,606
-------------------------	------------------------------------	---	---------

### 4 YOUTH SERVICES RECEIPTS

Y.P.F.S.F. STREAM 2	Dept. of Children and Youth Affairs	739,214	721,185
SPY	Dept. of Children and Youth Affairs	629,382	636,032
Y.P.F.S.F. STREAM 1	Dept. of Children and Youth Affairs	179,141	174,772
Youth Work Activities	Dept. of Children and Youth Affairs	173,407	173,407
Regional Task Force	Dept. of Children and Youth Affairs	151,381	149,632
Youth Employability Initiative	Dept. of Children and Youth Affairs	28,800	-
Youth Club Grant	Dept. of Children and Youth Affairs	85,371	82,626
Y.P.F.S.F. CAPITAL	Dept. of Children and Youth Affairs	181,098	38,828
		<b>2,167,794</b>	<b>1,976,482</b>

Limerick and Clare Education and Training Board

Notes to The Financial Statements - Year Ended 31st December 2016

5 AGENCIES and SELF-FINANCING PROJECTS

AGENCIES			Year Ended 31/12/2016			Year Ended 31/12/2015		
Item	PROJECT NAME	Funder	RECEIPTS	PAYMENTS			RECEIPTS	PAYMENTS
				Pay	Non Pay	Total		Total
			€	€	€	€	€	€
1	School Levies/Fees/Donations	Parents/ Students	1,990,765	145,207	1,887,636	2,032,843	2,369,527	2,383,893
2	Music Generation Limk City & Clare	Music Generation Ireland/Match Funding/Arts Council	663,770	529,584	142,291	671,875	446,659	600,941
3	Insurance Settlements	Irish Public Bodies Insurance	597,248	-	137,122	137,122	116,165	438,467
4	Hospitality Skills (Non Pay)	Regeneration (Limk Council)	406,766	161	138,872	139,033	264,233	260,982
5	School Meals - DSFA	DSFA	275,638	-	218,197	218,197	154,710	155,345
6	Homework/Study club	Parents/Students	251,201	182,967	646	183,613	181,577	166,899
7	School Completion Programme	Tusla	229,659	212,801	11,487	224,288	225,109	220,289
8	Examination Bodies SEC	State Examinations Commission	183,453	191,392	4,839	196,231	78,564	203,233
9	Local Skills for Work Prog	Dublin Dun Laoghaire ETB	181,830	86,425	68,049	154,474	185,227	205,306
10	HSE Art Therapists	Health Service Executive	175,045	67,027	-	67,027	111,046	110,655
11	European Projects	Leargas	91,763	28,358	63,208	91,566	164,517	123,143
12	Failte Ireland Culinary Skills	Failte Ireland	78,788	7,776	18,067	25,843	-	-
13	Nat Skills for Work Prog	Dublin Dun Laoghaire ETB	67,426	49,324	10,370	59,694	66,427	62,222
14	Regeneration Grant	Regeneration (Limk Council)	39,620	20,410	2,370	22,780	25,200	32,492
15	FSD/Third Level Access	Higher Education Authority	38,550	46,313	-	46,313	44,955	58,356
16	PAUL Partnership	PAUL Partnership	33,500	34,745	-	34,745	72,506	44,369
17	Return to Education	SOLAS/FAI/NALA	31,067	26,908	50	26,958	38,198	29,813
18	SKILLS ETB	HSE/TESCOS	28,127	12,245	13,780	26,025	6,767	6,643
19	Arts Council Partnership	Arts Council	19,172	8,541	10,631	19,172	8,000	-
20	Salary Recoupments SF	Staff Cycle to Work	5,000	-	12,834	12,834	73,683	(6,925)
21	Young Traveller Initiative	Dept. of Children & Youth Affairs	2,080	-	-	-	2,030	-
22	Childcare Learner Fund	Limerick & Clare Childcare Committee & Learners	1,500	522	877	1,399	38,113	30,550
23	Flexible Senior Cycle NCCA	NCCA	1,000	-	203	203	107	325
24	European Energy Efficiency Fund	European Commission	-	20,019	49,659	69,678	100,751	172,600
25	Salary Recoup/Secondment	TUI/ASTI/Shannon College of Hotel Management	-	6,845	-	6,845	66,940	43,781
26	Equality for Women	West Limerick Resource	-	-	-	-	4,493	2,927
27	Clare Family Learning Project	St. Vincent de Paul	-	748	878	1,626	4,146	1,612
28	Limerick City of Culture	Limerick Council	-	-	-	-	1,000	-
29	UL HEA Access Grant	University of Limerick	-	-	-	-	-	1,500
30	Health Care Support	Dept. Social Protection	-	-	-	-	-	279
31	HSE National Lottery	National Lottery	-	-	176	176	-	385
32	Distance Learning	Dept Agriculture	-	-	-	-	-	8,605
			<b>5,392,968</b>	<b>1,678,318</b>	<b>2,792,242</b>	<b>4,470,560</b>	<b>4,850,650</b>	<b>5,358,687</b>

SELF-FINANCING PROJECTS			Year Ended 31/12/2016			Year Ended 31/12/2015		
Item	PROJECT NAME	Funder	RECEIPTS	PAYMENTS			RECEIPTS	PAYMENTS
				Pay	Non Pay	Total		Total
			€	€	€	€	€	€
1	Outdoor Education Centers	DES & Other Sources	934,394	730,019	189,484	919,503	878,031	887,690
2	Third Party Examination Fees	Parents/ Students	124,639	331	120,135	120,466	50,072	35,388
3	Hire of PE Hall & Rooms	Parents/ Students	64,639	50	29,075	29,125	30,986	64,190
4	School Canteen/Vending Machines	Parents/ Students	99,533	-	71,941	71,941	26,362	30,009
5	Adult Education Directory	Parents/ Students	-	-	-	-	1,160	-
			<b>1,223,205</b>	<b>730,400</b>	<b>410,635</b>	<b>1,141,035</b>	<b>986,611</b>	<b>1,017,277</b>

<b>Overall Total</b>			<b>6,616,173</b>	<b>2,408,718</b>	<b>3,202,877</b>	<b>5,611,595</b>	<b>5,837,261</b>	<b>6,375,964</b>
----------------------	--	--	------------------	------------------	------------------	------------------	------------------	------------------

Limerick and Clare Education and Training Board

Notes to The Financial Statements - Year Ended 31st December 2016

6 CAPITAL		Year Ended 31/12/2016	Year Ended 31/12/2015
		€	€
<b>Receipts</b>			
Dept. Education & Skills		5,501,102	2,898,548
SOLAS		95,362	737,394
Self-financing		121,680	134,436
		<u>5,718,144</u>	<u>3,770,378</u>
<b>Payments</b>			
<b>New School</b>			
Coláiste Chiaráin, Croom, Limerick	Planning	59,297	33,165
Coláiste Ide & Iosef	Percent for Art	-	30,739
St. Nessans Community College/Thomond College	Outstanding Issues	1,135	25,794
<b>Extensions and Minor Building Works</b>			
Limerick College of Further Education	Emergency Works & Roof Repairs	218,479	-
St. Michael's, Kilmihil, Clare	Emergency Works	7,656	196,302
Castletroy Community College	Courtyard	3,618	111,580
Coláiste Mhuire, Askeaton, Limerick	Upgrade Roof & Lift	12,647	105,327
Scariff Community College	Emergency Works	66,250	89,402
Desmond College, NCW, Limerick	ASD Unit	166,117	74,770
St. Patricks Comprehensive College, Shannon	Extension	1,266,550	73,399
Ennis Community College, Clare	Emergency Works	2,712	65,324
Hazelwood College, Dromcollogher, Limerick	Extension	306,839	60,262
St. Annes Community College, Clare	Extension	153,146	53,202
Coláiste Iosaef, Killmallock, Limerick	Extension	170,393	37,270
Coláiste Na Trócaire, Rathkeale, Limerick	Replace Windows & electrical	10,264	23,658
Desmond College, NCW, Limerick	GYM Floor	-	19,451
Ennis Community College, Clare	Extension	108,612	17,719
St. Annes Community College, Clare	Fire Alarm	112	9,449
Coláiste Mhuire, Askeaton, Limerick	Upgrade of Entrance	5,238	-
Coláiste Chiaráin, Croom, Limerick	M& E Emergency Works	131,191	-
Burren Outdoor Education Centre	Sports Capital	(186)	-
<b>Refurbishment</b>			
The Film & Media Education Centre	Planning	2,577	-
<b>Furniture and Equipment</b>			
Gaelcholáiste Luimnigh, Limerick City	Furniture	-	6,635
Desmond College, NCW, Limerick	Furniture	-	6,500
Scariff Community College, Clare	Furniture	-	4,657
Coláiste Chiaráin, Croom, Limerick	Furniture	39,954	3,985
St. Annes Community College, Clare	Furniture	2,500	-
Hazelwood College, Dromcollogher, Limerick	Furniture	4,657	-
<b>ICT Equipment</b>			
Coláiste Chiaráin, Croom, Limerick	IT Equipment	29,195	54,177
Castletroy College, Limerick	IT Equipment	200	36,642
Coláiste Ide & Iosef	DC&G	-	28,375
Coláiste Iosaef, Killmallock, Limerick	IT Equipment	3,817	27,115
Hazelwood College, Dromcollogher, Limerick	IT Equipment	-	22,256
St. Anne's, Killaloe, Clare	ICT Grant	-	22,246
Coláiste Na Trócaire, Rathkeale, Limerick	IT Equipment	-	21,876
St. Michael's, Kilmihil, Clare	ICT Grant	-	21,345
Limerick College of Further Education	IT Equipment	-	16,481
Coláiste Mhuire, Askeaton, Limerick	IT Equipment	-	16,100
St. Nessan's	DC&G	-	16,100
Desmond College,	DC&G	-	13,778
Gaelcholáiste Luimnigh	DC&G	-	12,548
Scariff Community College, Clare	IT Equipment	422	11,493
Ennistymon, Clare	DC&G	-	9,200
St. Joseph, Kilkee	DC&G	-	6,900
St. John Bosco, Kildysart, Clare	ICT Grant	183	597
<b>FET Training Centre</b>			
Raheen TC		148,894	710,706
<b>Temporary Accommodation</b>			
Gaelcholáiste Luimnigh		293,413	338,748
Ennistymon Vocational School		30,316	99,770
Kilkee Community College		-	60,000
Coláiste Iosaef, Killmallock, Limerick		40,590	42,026
Coláiste Chiaráin, Croom, Limerick		304,030	26,618
Scariff Community College, Clare		49,704	-
Hazelwood College, Dromcollogher		46,910	-
<b>Site Acquisition</b>			
Marshal House, Limerick		-	2,440,000
Gaelcholáiste Luimnigh		501,100	-
Coláiste Iosaef, Killmallock, Limerick		41,000	4,000
<b>Other Works</b>		71,330	80,242
		<u>4,300,862</u>	<u>5,187,929</u>

## Limerick and Clare Education and Training Board

Notes to The Financial Statements - Year Ended 31st December 2016

7 Schools & Head Office Payments	Year Ended 31/12/2016			Year Ended
				31/12/2015
PAY	Pay	Non Pay	Total	
	€		€	€
Instruction	52,802,615	-	52,802,615	51,473,836
Administration	3,704,928	-	3,704,928	3,745,630
Maintenance	1,314,491	-	1,314,491	1,289,200
	<u>57,822,034</u>		<u>57,822,034</u>	<u>56,508,666</u>
<b>NON PAY</b>				
Instruction	-	1,109,205	1,109,205	903,273
Administration	-	1,763,488	1,763,488	1,731,847
Maintenance	-	1,253,944	1,253,944	1,439,263
	<u>-</u>	<u>4,126,637</u>	<u>4,126,637</u>	<u>4,074,383</u>
<b>ASSOCIATED PROGRAMMES</b>				
School Services Support Fund	202,512	701,441	903,953	758,899
Book Grant - Needy Pupils	332	441,198	441,530	455,481
DEIS Funding	7,839	126,319	134,158	201,101
PLC Government Levy	130	139,893	140,023	113,195
Transition Year Grant	9,697	376,566	386,263	261,109
Traveller Capitation Grant	2,728	25,209	27,937	74,091
Foreign Language Assistant	-	14,793	14,793	19,423
Junior Certificate School Programme	-	66,967	66,967	89,902
Special Class Grant	-	7,504	7,504	21,480
Science Grant	-	18,233	18,233	22,916
Computer Equipment Grant	-	7,624	7,624	13,685
ICT Reimbursement	-	24,600	24,600	-
Inservice Courses	-	2,676	2,676	1,142
Department of ED. Recoupments	1,041	279	1,320	-
Junior Cert Technology Grant	-	418	418	6,461
Special Needs Upgrade Services	-	10,902	10,902	9,993
School Development Planning Initiative	-	1,990	1,990	2,426
LCA/LCVP Equipment	350	29,157	29,507	80,828
Bus Escort	7,148	-	7,148	7,659
Language Initiative	-	-	-	286
	<u>231,777</u>	<u>1,995,769</u>	<u>2,227,546</u>	<u>2,140,077</u>
	<u>58,053,811</u>	<u>6,122,406</u>	<u>64,176,217</u>	<u>62,723,126</u>

### Schools & Head Office Payments

These relate to the provision of second level and PLC programmes provided in 18 locations, catering for 9,634 participants as well as night classes in 4 locations, catering for 1,748 participants and Limerick School of Music with 1,200 participants.

## Limerick and Clare Education and Training Board

Notes to The Financial Statements - Year Ended 31st December 2016

	Year Ended 31/12/2016				Year Ended 31/12/15
<b>8 FURTHER EDUCATION AND TRAINING PAYMENTS</b>	Pay €	Non Pay €	Allowances €	Total €	
Further Education					
VTOS	2,917,391	698,164	3,635,554	7,251,109	7,020,391
Youthreach	3,700,685	706,138	1,126,279	5,533,102	5,574,319
Adult Literacy Development Fund	1,823,562	331,435	-	2,154,997	2,357,629
Back to Education Initiative	1,451,540	273,189	-	1,724,729	1,724,145
Adult Literacy/ Community Education /SPIDAS	685,270	122,884	-	808,154	784,248
Adult Education Guidance Service	518,245	80,819	-	599,064	599,809
STTC Legacy Pay & Non Pay	172,905	-	-	172,905	206,321
Refugee Resettlement	91,171	38,286	-	129,457	-
Childcare VTOS/YR Legacy	221,288	-	-	221,288	224,834
Intensive Tuition	169,144	16,520	-	185,664	162,835
Locally Devised Assessments	134,308	-	-	134,308	148,787
Youthreach National Co-ordinator	143,176	35,130	-	178,306	174,146
FET Building Management Costs	-	698,681	-	698,681	334,320
European Globalisation Fund (Local Delivery)	-	31,948	-	31,948	19,285
PLC Enhanced Capitation	-	112,019	-	112,019	113,000
PLC Rent	-	6,600	-	6,600	-
Hospitality Skills SOLAS Pay	320,257	146,191	-	466,448	277,686
DEIS Family Literacy	28,016	4,023	-	32,039	23,916
Intercultural Limerick	230,350	7,426	-	237,776	126,167
Adult Refugee Programme	6,898	-	-	6,898	-
Quality Assurance	158,025	87,106	-	245,131	36,687
Guidance & Counselling	40,554	34,506	-	75,060	90,746
AES Continuing Professional Development	60,366	46,542	-	106,908	39,182
QQI Authentication DES	13,545	22,655	-	36,200	22,067
	<b>12,886,696</b>	<b>3,500,262</b>	<b>4,761,833</b>	<b>21,148,791</b>	<b>20,060,520</b>
<b>Training</b>					
Specialist Training Providers (STP)	-	1,867,778	1,417,064	3,284,842	3,033,187
Local Training Initiatives	-	559,529	2,365,495	2,925,024	3,279,935
Justice Workshops	-	-	106,902	106,902	-
Bridging Foundation	10,374	58,979	77,419	146,772	398,719
Skills Training	149,542	2,414,893	3,143,548	5,707,983	6,485,169
Community Training Centres	-	1,933,240	671,814	2,605,054	2,808,619
Traineeships	-	1,141,420	1,306,417	2,447,837	2,269,393
Apprenticeship	141,906	1,026,541	3,841,226	5,009,673	4,201,392
TC Staff & Operations	4,513,844	2,580,339	-	7,094,183	6,730,273
Evening Courses	417,760	214,634	-	632,394	659,298
On-Line/Blended Learning/Library	-	-	-	-	4,710
National European Globalisation Adjustment Fund	-	899,477	-	899,477	757,876
Tipperary ETB	-	172,172	386,603	558,775	2,042,109
	<b>5,233,426</b>	<b>12,869,002</b>	<b>13,316,488</b>	<b>31,418,916</b>	<b>32,670,680</b>
<b>Total</b>	<b>18,120,122</b>	<b>16,369,264</b>	<b>18,078,321</b>	<b>52,567,707</b>	<b>52,731,200</b>
<b>9 STUDENT SUPPORT SERVICES PAYMENTS</b>					
Grants and Scholarships	-	44,173	-	44,173	505,202
	<b>-</b>	<b>44,173</b>	<b>-</b>	<b>44,173</b>	<b>505,202</b>
<b>10 YOUTH SERVICES PAYMENTS</b>					
Regional Task Force	-	148,642	-	148,642	152,661
Y.P.F.S.F. STREAM 1	31,993	141,395	-	173,388	155,799
Y.P.F.S.F. STREAM 2	26,827	712,387	-	739,214	721,185
Special Projects Youth-SPY	-	627,210	-	627,210	707,152
Youth Club Grant (Sports Dept.)	-	83,221	-	83,221	82,197
Youth Work Act (Youth Work Development Plan)	176,179	6,300	-	182,479	211,282
Youth Capital Funding	-	178,098	-	178,098	38,828
Youth Work Quality Service Standards	712	-	-	712	-
Youth Employability Initiative	-	28,800	-	28,800	-
Drugs Task Force DES Fund	-	800	-	800	342
	<b>235,711</b>	<b>1,926,853</b>	<b>-</b>	<b>2,162,564</b>	<b>2,069,446</b>

### Further Education and Training Payments

These relate to the provision of Further Education programmes in 23 locations, catering for 25,224 participants, as well as training in 2 locations, catering for 3,560 participants.

## Limerick and Clare Education and Training Board

Notes to The Financial Statements - Year Ended 31st December 2016

### 11 ANALYSIS OF RECEIPTS BY FUNDER

FUNDER	Programme						TOTAL
	Schools & Head Office	Further Education and Training	Student Support Services	Youth Services	Agencies and Self-financing	Capital	
	€	€	€	€	€	€	€
Dept. of Education and Skills	62,710,389	-	-	-	397,930	5,501,102	68,609,421
Dept. of Children and Youth Affairs	-	-	-	2,017,663	-	-	2,017,663
SOLAS	-	50,733,289	-	-	-	95,362	50,828,651
DSFA	-	-	-	-	181,830	-	181,830
State Examinations Commission	-	-	-	-	78,788	-	78,788
Music Generation	-	-	-	-	663,770	-	663,770
Tusla	-	-	-	-	406,766	-	406,766
Limerick Council	-	-	-	-	599,328	-	599,328
Parents/ Students	1,587,428	-	-	-	2,530,777	-	4,118,205
DDLETB	-	-	-	-	306,705	-	306,705
HSE	-	-	-	-	176,045	-	176,045
HEA	-	-	-	-	28,127	-	28,127
Léargas	-	-	-	-	183,453	-	183,453
Mid West Regional Drugs & Alcohol Task Forum	-	-	-	149,781	-	-	149,781
Bank	4	-	-	-	-	-	4
IPB	85,648	-	-	-	-	-	85,648
Faillte Ireland	-	-	-	-	39,620	-	39,620
Other	-	-	-	350	1,023,034	121,680	1,145,064
<b>Total</b>	<b>64,383,469</b>	<b>50,733,289</b>	<b>0</b>	<b>2,167,794</b>	<b>6,616,173</b>	<b>5,718,144</b>	<b>129,618,869</b>

### 12 State Funding

#### (a) State Funding Summary

Main State Grants	Opening Balance	Received	Taken to Revenue	Closing Balance
	€	€	€	€
School & Head Office - Pay	20,393	57,635,471	57,635,471	20,393
School & Head Office - Non Pay	(73,682)	3,558,538	3,558,538	(73,682)
Associated Programmes	1,306,799	1,516,380	1,516,380	1,306,799
Capital	936,534	5,596,464	5,596,464	936,534
Further Education and Training	1,037,428	50,733,289	50,733,289	1,037,428
Student Grants	226,192	0	0	226,192
OEC	(1,033)	397,930	397,930	(1,033)
	<b>3,452,631</b>	<b>119,438,072</b>	<b>119,438,072</b>	<b>3,452,631</b>

#### (b) Recurrent State Grants

When issued, Recurrent State Grants are essentially a deposit in respect of the actual grant for the year. The actual grant is determined at year end when the actual expenditure for the year is known. This gives rise to the Recurrent State Grant asset or liability at year end.

#### (c) State Capital Grants

These are issued in respect of projects specifically approved by the Department of Education and Skills.

The ETB will ensure that the State's investment in the related asset is protected and will not be used as security for any other activity without prior consultation with the Department and sanction of D/PER.

#### (d) Use of Grants

The ETB confirms that all grants have been used only for the purposes for which they were issued.

#### (e) Tax Compliance

The ETB confirms that it is compliant with all relevant tax regulations.



## Limerick & Clare Education and Training Board

### Notes to The Financial Statements - Year Ended 31st December 2016

	31/12/2016	31/12/2015
	€	€
<b>13 Current Assets - Recurrent State Grants</b>		
Amount due from Dept. Of Education and Skills	494,592	698,213
Amount due from SOLAS	2,063,232	5,863,704
	2,557,824	6,561,917
<b>14 Current Assets - Capital State Grants</b>		
Amount due from Dept. Of Education and Skills	67,709	634,621
	67,709	634,621
<b>15 Current Assets - Other Recurrent Income</b>		
Amount due from Dept. Youth Affairs	243	2,172
Amount due from Other Programme Funders	136,127	103,042
	136,370	105,214
<b>16 Current Assets - Third Party Debtors</b>		
Insurance Claims		428,350
Tuition Fees	72,157	125,984
State Exams	178,344	183,093
Travel Pass	0	3,130
Salary Recoupments/Overpayments	136,624	254,593
Recoupments Other	396,453	339,068
	783,578	1,334,218

## Limerick & Clare Education and Training Board

Notes to The Financial Statements - Year Ended 31st December 2016

	31/12/2016	31/12/2015
	€	€
<b>17 Current Liabilities - Recurrent State Grants</b>		
Amount due to Dept. of Education and Skills	1,448,059	1,861,776
Amount due to Solas	1,017,231	6,401,133
Amount due to Tusla	117,616	110,414
	2,582,906	8,373,323
	2,582,906	8,373,323
<b>18 Current Liabilities - Capital State Grants</b>		
Amount held for Dept. Of Education and Skills	2,143,359	1,553,514
	2,143,359	1,553,514
	2,143,359	1,553,514
<b>19 Current Liabilities - Other Recurrent Income</b>		
Amount held for Students	1,798,728	1,842,209
Amount held for Other Programme Funders	1,498,548	1,065,391
	3,297,276	2,907,600
	3,297,276	2,907,600
<b>20 Pay and Expense Liabilities</b>		
Pay Liabilities	556,432	991,003
Expense Liabilities	1,175,789	339,522
	1,732,221	1,330,525
	1,732,221	1,330,525

Limerick & Clare Education and Training Board

Notes to The Financial Statements - Year Ended 31st December 2016

21 Movement in Other Net Current Assets

	Balance as at 31/12/2016	Balance as at 31/12/2015	Movement in Period
	€	€	€
<b>Current Assets</b>			
Increase/(Decrease) in Recurrent State Grants Receivable	2,557,824	6,561,917	(4,004,093)
Increase/(Decrease) in Capital State Grants Receivable	67,709	634,621	(566,912)
Increase/(Decrease) in Other Recurrent Income Receivable	136,370	105,214	31,156
Increase/(Decrease) in Third Party Debtors	783,578	1,334,218	(550,640)
	<u>3,545,481</u>	<u>8,635,970</u>	<u>(5,090,489)</u>
<b>Current Liabilities</b>			
(Increase)/Decrease in Recurrent State Grant Liabilities	2,582,906	8,373,323	5,790,417
(Increase)/Decrease in Capital State Grant Liabilities	2,143,359	1,553,514	(589,845)
(Increase)/Decrease in Other Recurrent Income Liabilities	3,297,276	2,907,600	(389,676)
(Increase)/Decrease in Pay and Expense Liabilities	1,732,221	1,330,525	(401,696)
	<u>9,755,762</u>	<u>14,164,962</u>	<u>4,409,200</u>
<b>Net Movement</b>			<u><u>(681,289)</u></u>

## Limerick and Clare Education and Training Board

Notes to The Financial Statements - Year Ended 31st December 2016

### 22 Chief Executive's Salary

In accordance with payscales approved by the Department of Education and Skills, the Chief Executive was paid €116,361 (excluding ER's PRSI) in the year ended 31st December 2016. Employer's PRSI of €2,516 was also paid.

The Chief Executive did not undertake any foreign travel for ETB business purposes during the period.

The Chief Executive is a member of an unfunded defined benefit public sector pension scheme and the pension entitlements do not extend beyond the standard entitlements available under the scheme.

### 23 Board Members' Expenses

Expenses are paid to Board members for travel to Board-related meetings.

The aggregate expenses paid to each member in the year ended the 31st December 2016 were:

Board Member	Statutory Meetings	Interview Boards	Attendance at Conferences / Seminars	Finance/Audit Committee	Total	No. Board Meetings Attended
	€	€	€	€	€	
Ms. Joan Aherne*	494	-	379	-	873	9
Mr. Tony Brazil	-	-	-	2,228	2,228	8
Cllr. Maria Byrne	267	1,442	-	-	1,709	2
Mr. Michael Cregan	292	-	-	-	292	6
Cllr. Cathal Crowe	209	-	-	-	209	6
Cllr. Michael Donegan	152	-	166	-	317	9
Ms. Mary Flanagan	308	468	-	-	776	6
Cllr. Liam Galvin	673	-	-	64	738	7
Ms. Catherine (Kate) Haren De Parra	1,081	-	1,872	-	2,954	9
Cllr. Michael Hillery	-	-	-	-	-	3
Cllr. Mary Howard	830	5,643	439	177	7,089	6
Cllr. Marian Hurley	-	-	-	-	-	2
Cllr. Garbrial Keating**	1,316	-	4,507	416	6,239	9
Mr. Sean Kennedy	-	-	-	-	-	6
Mr. Sean McMahon	1,050	-	827	715	2,591	9
Cllr. Ann Norton***	664	5,683	-	-	6,348	6
Cllr. Richard O'Donoghue	289	-	-	-	289	5
Mr. Donal O hAiniféin	-	-	-	-	-	2
Cllr. Kieran O'Hanlon	-	3,591	-	-	3,591	7
Cllr. Elena Secas	186	-	-	-	186	6
Cllr. Lisa Marie Sheehy	-	-	-	-	-	6
Ms. Mary Margaret Vallence	458	-	-	-	458	7
<b>Total</b>	<b>€8,269</b>	<b>€16,827</b>	<b>€8,190</b>	<b>€3,600</b>	<b>€36,887</b>	

Ms. Joan Aherne\*  
Cllr. Garbrial Keating\*\*  
Cllr. Ann Norton\*\*\*

Chairperson of Limerick & Clare ETB 1st January 2016 to 20th September 2016  
LCETB Nomination to ETBI  
Chairperson of Limerick & Clare ETB 20th September 2016 to 31st December 2016

## Limerick and Clare Education and Training Board

Notes to The Financial Statements - Year Ended 31st December 2016

### 24 Capital Commitments

At the date of approval of the financial statements LCETB had committed and contracted for:

New School - Croom, Co. Limerick	€14.1m
New School - Limerick City, Gaelcholáiste Luimnigh	€15.6m
Extension - Ennis Community College, Clare	€ 7.4m
Extension - St Anne's Community College, Killaloe, Clare	€ 5.8m
Extension - Colaiste Iosaef, Kilmallock, Limerick	€ 5.9m
ASD Unit, Desmond College, Newcastlewest	€ 1.2m
	<u>€50.0m</u>

All of the above capital expenditure will be completely Exchequer funded

### 25 Contingencies

At the date of approval of these financial statements no legal proceedings in respect of events that occurred before the 31/12/2016, have been initiated against Limerick and Clare ETB.

### 26 Youthreach National Coordinator

The Youthreach National Coordinator is working for the Department of Education and Skills and is paid by LCETB. The cost of providing the service in 2016 was €178,306 compared to €174,146 in 2015. A Grant is provided by SOLAS to cover the cost of salaries and related expenses.

### 27 Contribution to Education and Training Board Ireland

LCETB made a contribution of €66,699 to ETBi in 2016 against €44,814 in 2015

28 LCETB provides educational services from the properties listed below:

Category	Location	Status	Annual Rent €	Lease expiry
<b>Administrative Offices</b>				
Headquarters	Marshal House, Limerick	Owned	n/a	n/a
Sub Office	Station Road, Ennis, Co. Clare	Owned	n/a	n/a
<b>Schools</b>				
Castletroy College	Castletroy, Co. Limerick	Owned	n/a	n/a
Colaiste Chiaráin	Croom, Co. Limerick	Owned	n/a	n/a
Colaiste Ide agus Iosef	Abbeysteale, Co. Limerick	Owned	n/a	n/a
Colaiste Iosaef	Kilmallock, Co. Limerick	Owned	n/a	n/a
Colaiste Mhuire	Askeaton, Co. Limerick	Owned	n/a	n/a
Colaiste na Trocaire	Rathkeale, Co. Limerick	Owned	n/a	n/a
Desmond College	Newcastlewest, Co. Limerick	Owned	n/a	n/a
Ennis Community College	Harmony Row, Ennis, Co. Clare	Owned	n/a	n/a
Ennistymon Vocational School	Ennistymon, Co. Clare	Owned	n/a	n/a
Hazelwood College	Dromcollogher, Co. Limerick	Owned	n/a	n/a
Scariff Community College	Scariff, Co. Clare	Owned	n/a	n/a
St. Anne's Community College	Killaloe, Co. Clare	Owned	n/a	n/a
St. John Bosco Community College	Kildysart, Co. Clare	Owned	n/a	n/a
St. Joseph's Community College	Kilkee, Co. Clare	Owned	n/a	n/a
St. Michael's Community College	Kilmihil, Co. Clare	Owned	n/a	n/a
St. Necessan's Community College	Moylish Park, Limerick	Owned	n/a	n/a
Gaelcholaiste Lumnigh	Sir Harrys Mall, Limerick	Leased	578,591	01/09/2028
<b>Further Education and Training</b>				
Further Education & Training Centre - O'Connell Street Campus	O'Connell Avenue, Limerick.	Owned	n/a	n/a
Further Education & Training Centre - Newcastlewest Campus	Newcastlewest, Co. Limerick.	Owned	n/a	n/a
Further Education & Training Centre - Abbeysteale Campus	Abbeysteale, Co. Limerick.	Owned	n/a	n/a
Further Education & Training Centre - Hospital Campus	Hospital, Co. Limerick.	Owned	n/a	n/a
Further Education & Training Centre - Clonroad Campus	Ennis, Co. Clare.	Leased	144,160	01/01/2019
Further Education & Training Centre - Cappamore Campus	Cappamore, Co. Limerick.	Owned	n/a	n/a
Limerick College of Further Education	Mulgrave Street, Limerick.	Owned	n/a	n/a
Further Education & Training Centre - Shannon Ind. Estate Campus	Shannon, Co. Clare.	Leased	380,921	01/07/2019
Further Education & Training Centre - Raheen Bus. Pk. Campus	Raheen, Limerick.	Owned	n/a	n/a
Hospitality Training Centre	LEDP, Roxboro Road, Limerick.	Leased	30,787	31/12/2017
Youthreach National Coordination Unit	Parness Street, Ennis, Co. Clare.	Leased	11,180	Being negotiated
The Blue Frog	Art Room, Ennistymon, Co. Clare.	Leased	7,200	31/01/2019
Skills Unit (Formerly St. Josephs Education Centre)	Gort Road Industrial Estate, Ennis, Co. Clare.	Leased	1	None

29 LCETB provides educational services from the properties listed below: (continued)

Category	Location	Status	Annual Rent	Lease expiry
<b>Adult Education</b>			€	
Adult Education Centre/Cuan Samh - West Clare	Cooraclare Road, Kilrush, Co. Clare.	Owned	n/a	n/a
Adult Education Centre	4 Bru na Sionna, Shannon, Co. Clare.	Leased	34,400	21/12/2016
Rathkeale Adult Education Centre	Rathkeale, Co. Limerick.	Owned	n/a	n/a
Guidance Centre, Newcastlwest	Newcastlewest, Co. Limerick.	Leased	6,240	Being negotiated
Scariff Adult Education Centre	Scariff, Co. Clare	Owned	n/a	n/a
<b>Youthreach</b>				
Further Education & Training Centre - O'Connell Street Campus	O'Connell Avenue, Limerick.	Owned	n/a	n/a
Further Education & Training Centre - Kilmallock Road Campus, Limk City	Kilmallock Road, Limerick City	Owned	n/a	n/a
Youthreach Centre - Shannon	Palm Grove, Smithstown, Shannon, Co. Clare.	Leased	21,131	31/08/2017
Further Education & Training Centre - Watchhouse Cross Campus	Watchhouse Cross, Moyross, Limerick.	Leased	51,563	19/05/2019
East Clare Youthreach	Brian Boru Building, Tuamgraney, Scariff Hospital, Co. Limerick.	Leased	19,512	01/04/2016
Further Education & Training Centre - Hospital Campus	Hospital, Co. Limerick.	Owned	n/a	n/a
Shanagolden Education Resource Centre	Shanagolden, Co. Limerick.	Owned	n/a	n/a
Resource Centre - West Clare	Miltown Malbay, Co. Clare	Owned	n/a	n/a
<b>VTOS</b>				
Further Education & Training Centre - Kilmallock Road Campus, Limk City	Kilmallock Road, Limerick City	Owned	n/a	n/a
Organic College - An t-Ionad Glas	Dromcollogher, Co. Limerick.	Owned	n/a	n/a
Further Education & Training Centre - Kilmallock Town Campus	Kilmallock, Co. Limerick	Owned	n/a	n/a
Shanagolden Education Resource Centre	Shanagolden, Co. Limerick.	Owned	n/a	n/a
East Clare VTOS	Scariff, Co. Clare	Owned	n/a	n/a
<b>Outdoor Education Centres</b>				
Outdoor Education Centre - Burren	Turlough, Bellharbour, Co. Clare	Owned	n/a	n/a
Outdoor Education Centre - Kilfinane	Kilfinane, Co. Limerick	Owned	n/a	n/a
<b>Music</b>				
Music Generaton	Sexton Street, Limerick.	Leased	181,000	31/12/2020
Limerick School of Music	Mulgrave Street, Limerick.	Owned	n/a	n/a

30 LCETB provides educational services from the properties listed below: (continued)

Category	Location	Status	Annual Rent	Lease expiry
<b>Land</b>			€	
Land at Skagh - Site for New School build in Croom	Croom, Co. Limerick.	Owned	n/a	n/a
Land at Clash - In the process of being sold	Abbeyfeale, Co. Limerick.	Owned	n/a	n/a
Land at Railway Road - Recreation use for Desmond College	Newcastlwest, Co. Limerick.	Owned	n/a	n/a
Land at Kilkee - Recreation use for St. Josephs Community College	Kilkee, Co. Clare	Owned	n/a	n/a
<b>Other</b>				
Film and Media Education Centre	29 Upper Cecil Street, Limerick.	Owned	n/a	n/a
- Decision to lease to develop as a Film and Media Centre currently under review				
Athenaeum Building - Vacant in 2016	30 Upper Cecil Street, Limerick	Owned	n/a	n/a
Convent Premises - Community/Education Purposes	Convent, Abbeyfeale, Co. Limerick.	Owned	n/a	n/a



## **Limerick and Clare Education and Training Board**

Notes to The Financial Statements - Year Ended 31st December 2016

### **31 Approval of the Financial Statements**

The Financial Statements for the year ended 31/12/2016 were approved by the Board of Limerick and Clare ETB on 21st November 2017.