

Bord Oideachais agus Oiliúna Luimnigh agus an Chláir

Limerick and Clare Education and Training Board



Bord Oideachais & Oiliúna
LUIMNIGH & AN CHLÁIR

LIMERICK & CLARE
Education & Training Board

Financial Statements For The Year Ended 31st December 2017

Limerick and Clare Education and Training Board

Index to the Financial Statements for the Year Ended 31st December 2017

	Page
Statement of Board Responsibilities	3
Statement on Internal Control	4
Comptroller and Auditor General Audit Report	5
Activities and Pay Costs	6
Accounting Policies	7
Operating Statement	8
Statement of Current Assets and Current Liabilities	9
Notes To The Financial Statements	10 - 27

Limerick and Clare Education and Training Board

Statement of Board Responsibilities

Limerick and Clare Education and Training Board was established on 1 July 2013 under the provisions of the Education and Training Boards Act 2013.

Section 51 of that Act requires the ETB to keep in such form and in respect of such accounting periods as may be approved by the Minister for Education and Skills with the consent of the Minister for Finance and the Minister for Public Expenditure and Reform, all proper and usual accounts of the monies received or expended by it.

In preparing those accounts, the Board is required to:

- (a) apply the standard accounting policies for the preparation of ETB financial statements
- (b) make judgements and estimates that are reasonable and prudent
- (c) disclose and explain any material departures from the standard accounting policies

The Board is responsible for keeping proper books of account which disclose with reasonable accuracy at any time the financial position of the Board and which enable it to ensure that the Financial Statements comply with section 51 of the Education and Training Boards Act 2013.

The Board is also responsible for safeguarding its assets and for taking reasonable steps for the prevention and detection of fraud and other irregularities.

Chairperson


Cllr. Mary Howard

Date

26th November 2018

Bord Oideachais agus Oiliúna Luimnigh agus an Chláir

Limerick & Clare Education and Training Board Statement on the System of Internal Control

Responsibility for the System of Internal Control

As Chairperson of Limerick & Clare Education and Training Board, I acknowledge the responsibility of the Board for ensuring that an efficient, effective and economic system of internal financial control is maintained and operated. The system can only provide reasonable and not absolute assurance that assets are safeguarded, transactions are authorised and properly recorded, and that material errors or irregularities are either prevented or would be detected in a timely period.

Key Control Procedures

The Board has taken steps to ensure an appropriate control environment by:

- Clearly defining management and staff responsibilities.
- Establishing procedures for reporting significant control failures and ensuring appropriate corrective action.
- Establishing a formal risk management system involving procedures for identifying and evaluating all risks which could prevent the ETB achieving its objectives.

The system of internal control operated in Limerick & Clare ETB is based on:

- Detailed administrative procedures
- Segregation of duties
- Specific authorisations
- Internal checks
- Monthly management review of reports outlining the actual and budgeted results of programmes operated by Limerick & Clare ETB.

The Board's monitoring and review of the effectiveness of the system of internal control is informed by the:

- Recommendations made by the Comptroller and Auditor General in management letters or other reports.
- Work of the Audit Committee which considers internal audit reports and reports of the C&AG and reports to the Board whether, in the internal auditor's opinion, the ETB is operating adequate and appropriate systems of internal control.
- Chief Executive who has responsibility for the financial control framework.

An internal audit service is provided by the Internal Audit Unit (IAU). The most recent internal audit was conducted in 2016 and covered the area of Teacher Allocation & Cooperation Hours

Annual Review of Controls

Limerick & Clare ETB is committed to operating an efficient, effective and economic internal control system. I confirm that the Audit Committee at its meeting in 20th February 2018, conducted a review of the effectiveness of the system of internal financial control for year ended 31 December 2017, in the manner prescribed by the Code of Practice for the Governance of Educating & Training Boards. This included a review of internal and external audit reports along with an examination of minute books of the Board, Audit Committee and Finance Committee. The Audit Committee also got confirmation from the Chief Executive that on balance the system of internal control is adequate and appropriate. The Chief Executive based this statement on information gathered from senior managers across the organisation using customised questionnaires.


LCETB works diligently to ensure compliance with all aspects of circulars, codes of governance and legislation and any gaps identified in the regulatory framework are addressed as a matter of priority. Notwithstanding this, LCETB is not currently in a position to meet all of its responsibilities in respect of procurement regulations. There are instances where goods and services have been procured locally across 70 sites, in line with LCETB Purchasing Procedures but the cumulative value across all sites exceeds the national tendering threshold.

In 2017, there were two particular areas of non-compliance;

- Purchases for which no tender was undertaken amounted to circa €871,000. These specific areas were school bus hire and school books.
- Purchases of goods and services where the tender was extended beyond the specified contract period. The total cost incurred is circa €340,000 in respect of ICT Maintenance.

LCETB is prioritising these areas for procurement and expects to conclude tenders for same in 2018. Given the nature of the organisation and the extent of spending under various categories and headings, full compliance will remain a challenge. LCETB will continue to monitor all areas of expenditure and tender for goods and services as required.

Signed



Cllr. Mary Howard

Chairperson

Date: 26th November 2018



Ard Reachtaire Cuntas agus Ciste Comptroller and Auditor General

Report for presentation to the Houses of the Oireachtas Limerick and Clare Education and Training Board

Opinion on financial statements

I have audited the financial statements of Limerick and Clare Education and Training Board for the year ending 31 December 2017 as required under the provisions of Education and Training Boards Act 2013. The financial statements comprise

- the statement of accounting policies
- the operating statement
- the statement of current assets and current liabilities and
- the related notes.

In my opinion,

- the financial statements properly present the income and expenditure of the Board for 2017 and the state of affairs of the Board at 31 December 2017; and
- the financial statements are in accordance with the accounting policies laid down by the Minister for Education and Skills.

Basis of opinion

I conducted my audit of the financial statements in accordance with the International Standards on Auditing (ISAs) as promulgated by the International Organisation of Supreme Audit Institutions. My responsibilities under those standards are described in the appendix to this report. I am independent of Limerick and Clare Education and Training Board and have fulfilled my other ethical responsibilities in accordance with the standards.

I believe that the audit evidence I have obtained is sufficient and appropriate to provide a basis for my opinion.

Report on information other than the financial statements, and on other matters

The Board has presented certain other information together with the financial statements. This comprises the statement of Board responsibilities and the statement on internal control. My responsibilities to report in relation to such information, and on certain other matters upon which I report by exception, are described in the appendix to this report.

Non compliance with procurement rules

The statement on internal control discloses that there was a material level of non-compliance with national procurement rules in respect of goods and services that operated in 2017, and the steps planned to deal with this.

Seamus McCarthy
Comptroller and Auditor General

28 November 2018

Appendix to the report

Responsibilities of Board Members

As detailed in the statement of Board responsibilities, the Board members are responsible for

- the preparation of the financial statements in the form prescribed under section 51 of the Education and Training Boards Act 2013
- the keeping of proper books of account which disclose with reasonable accuracy at any time the financial position of the Board
- safeguarding the Board's assets and taking reasonable steps for the prevention and detection of fraud and other irregularities.

Responsibilities of the Comptroller and Auditor General

I am required under the Education and Training Boards Act 2013 to audit the financial statements of Limerick and Clare Education and Training Board and to report thereon to the Houses of the Oireachtas.

My objective in carrying out the audit is to obtain reasonable assurance about whether the financial statements as a whole are free from material misstatement due to fraud or error. Reasonable assurance is a high level of assurance, but is not a guarantee that an audit conducted in accordance with the ISAs will always detect a material misstatement when it exists. Misstatements can arise from fraud or error and are considered material if, individually or in the aggregate, they could reasonably be expected to influence the economic decisions of users taken on the basis of these financial statements.

As part of an audit in accordance with the ISAs, I exercise professional judgment and maintain professional scepticism throughout the audit. In doing so,

- I identify and assess the risks of material misstatement of the financial statements whether due to fraud or error; design and perform audit procedures responsive to those risks; and obtain audit evidence that is sufficient and appropriate to provide a basis for my opinion. The risk of not detecting a material misstatement resulting from fraud is higher than for one resulting from error, as fraud may involve collusion, forgery, intentional omissions, misrepresentations, or the override of internal control.
- I obtain an understanding of internal control relevant to the audit in order to design audit procedures that are appropriate in the circumstances, but not for the purpose of expressing an opinion on the effectiveness of the internal controls.
- I evaluate the appropriateness of accounting policies used and the reasonableness of accounting estimates and related disclosures.
- I conclude whether the financial statements properly present the income and expenditure of the Board and whether the statement of balances, as represented by the statement of current assets and current liabilities presents the state of affairs of the Board.

- I evaluate the overall presentation, structure and content of the financial statements, including the disclosures, and whether the financial statements represent the underlying transactions and events in a manner that achieves fair presentation.

I communicate with those charged with governance regarding, among other matters, the planned scope and timing of the audit and significant audit findings, including any significant deficiencies in internal control that I identify during my audit.

Information other than the financial statements

My opinion on the financial statements does not cover the other information presented with those statements, and I do not express any form of assurance conclusion thereon.

In connection with my audit of the financial statements, I am required under the ISAs to read the other information presented and, in doing so, consider whether the other information is materially inconsistent with the financial statements or with knowledge obtained during the audit, or if it otherwise appears to be materially misstated. If, based on the work I have performed, I conclude that there is a material misstatement of this other information, I am required to report that fact.

Reporting on other matters

My audit is conducted by reference to the special considerations which attach to State bodies in relation to their management and operation. I report if there are material matters relating to the manner in which public business has been conducted.

I seek to obtain evidence about the regularity of financial transactions in the course of audit. I report if there is any material instance where public money has not been applied for the purposes intended or where transactions did not conform to the authorities governing them.

I also report by exception if, in my opinion,

- I have not received all the information and explanations I required for my audit, or
- the accounting records were not sufficient to permit the financial statements to be readily and properly audited, or
- the financial statements are not in agreement with the accounting records.

Limerick & Clare Education and Training Board

Financial Statements - Year Ended 31 December 2017

Activities and Pay Costs

1 Main Activity

Limerick & Clare Education and Training Board provides Education and Training throughout Limerick City and Counties Limerick and Clare as set out below :

Service	Number of Locations	Number of Participants	Number of Beneficiaries
Primary Level	-	-	-
Limerick School of Music	1	752	-
Second Level & Post Leaving Cert.	19	9,533	-
Further Education & Training	21	-	16,539
Part-time / Night Classes	6	3,149	-

2 Other Services

The Board also acts as an Agent and runs Self - financing Projects.

Agency work involves running a programme on behalf of another organisation or students, according to agreed criteria and the Board is reimbursed its cost.

Self - financing Projects are programmes run under the complete control of the Board either for the Board or other organisations.

3 Pay Costs

Pay is the principal cost for the Board and the following table indicates the pay ranges and the number of employees in each range :

Pay range*	No. Employees	Cost in 2017 €
0 - 59,999	1,873	41,451,190
60,000 - 69,999	340	22,061,912
70,000 - 79,999	175	12,912,192
80,000 - 89,999	32	2,723,944
90,000 - 99,999	15	1,409,780
100,000 - 109,999	16	1,684,527
110,000 - 119,999	2	229,762
120,000 - 129,999	-	-
130,000 - 139,999	-	-
140,000 - 149,999	1	149,558
Total:	2,454	82,622,865

* Pay ranges do include employers' PRSI.

The ETB does not make pension contributions in respect of its employees in 2017.

In compliance with the Financial Emergency Measures in the Public Interest Legislation the ETB made Pension Related Deductions from employees amounting to €3,016,421 which were remitted to the Department of Education and Skills

Bord Oideachais agus Oiliúna Luimnigh agus an Chlár Limerick and Clare Education and Training Board

Establishment of the Education and Training Board and the Accounting Policies

1. Establishment of the Education and Training Board

Limerick and Clare Education and Training Board (LCETB) was established on 1 July 2013 and its functions are set out in section 10 of the Education and Training Boards Act 2013.

2. Significant Accounting Policies

(a) Basis of Presentation

The financial statements are presented in the form approved by the Minister for Education and Skills with the consent of the Minister for Finance and the Minister for Public Expenditure and Reform. They consist of a Statement of Accounting Policies, an Operating Statement, a Statement of Current Assets and Current Liabilities and notes to the financial statements.

Where necessary, the comparative figures for the previous year have been restated on the same basis of those for the current year.

(b) Basis of Preparation

The Operating Statement presents Receipts and Payments by Programme Grouping and the resultant Cash Surplus / (Deficit) is adjusted for other debtor and creditor movements to determine the overall result for the period on an accrual basis.

The Statement of Current Assets and Current Liabilities is prepared on the accruals basis by determining state grant and other funder balances at amounts that reflect the related expenditure incurred in accordance with the funding rules.

Third Party Debtors are included in Current Assets. Pay and Expense Liabilities are included in Current Liabilities.

(c) Tangible fixed assets

All assets purchased including land and buildings, fixtures and fittings and training equipment are expensed for in the year of purchase. State grants to fund the purchase of tangible fixed assets are recognised in the same year.

(d) Stocks

All consumable stocks are expensed as purchased.

(e) Superannuation

The pension entitlements of ETB staff, including those who transferred from SOLAS, are conferred under defined benefits schemes.

Superannuation deductions made from employees pay in respect of these schemes are retained by the ETB as part of agreed Exchequer funding, or paid over to the Department of Public Expenditure and Reform.

The ETB does not make any contributions towards the schemes.

These unfunded schemes are operated on a pay as you go basis with the annual pension entitlements being paid directly by the Department of Education and Skills on behalf of the ETB.

(f) Lease Rentals


All lease rentals are expensed as incurred.

Limerick and Clare Education and Training Board

Operating Statement For The Year Ended 31st December 2017

	Note	Year Ended 31/12/2017	Year Ended 31/12/2016
RECEIPTS		€	€
Post Primary Schools & Head Office Grants	1	69,177,687	64,383,469
Further Education and Training Grants	2	52,376,515	50,733,289
Student Support Services Grants	3	3,000	-
Youth Services Grants	4	2,462,327	2,167,794
Agencies & Self-Financing Projects	5	6,567,253	6,616,173
Capital Grants	6	12,932,614	5,718,144
		143,519,396	129,618,869
 PAYMENTS			
Post Primary Schools & Head Office	7	68,681,782	64,176,217
Further Education and Training	8	50,469,225	52,567,707
Student Support Services	9	-	44,173
Youth Services	10	2,427,456	2,162,564
Agencies & Self-Financing Projects	5	6,645,928	5,611,595
Capital	6	12,597,936	4,300,862
		140,822,327	128,863,118
 Cash Surplus / (Deficit) For the Year		2,697,069	755,751
 Movement in Other Net Current Assets	21	(3,006,967)	(681,289)
 Accrual Revenue Surplus/(Deficit) For the Year		(309,898)	74,462
 Revenue Surplus / (Deficit) at 1 January		(80,029)	(154,491)
 Revenue Surplus / (Deficit) at 31 December		(389,927)	(80,029)

Signed


 Cllr. Mary Howard
 Chairperson

26th November 2018


 George O'Callaghan
 Chief Executive

26th November 2018

The notes on pages 10 to 27 form part of these financial statements

Limerick and Clare Education and Training Board

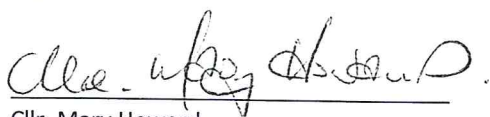
Statement of Current Assets and Current Liabilities as at 31st December 2017

		Year Ended 31/12/2017		Year Ended 31/12/2016
		€		€
Current Assets				
Recurrent State Grants	13	1,825,140		2,557,824
Capital State Grants	14	641,692		67,709
Other Recurrent Income	15	90,599		136,370
Third Party Debtors	16	523,276		783,578
Bank Balance		8,827,321		6,130,252
		<u>11,908,028</u>		<u>9,675,733</u>
Current Liabilities				
Recurrent State Grants	17	3,645,114		2,708,827
Capital State Grants	18	2,808,508		2,143,359
Other Recurrent Income	19	2,710,226		3,171,355
Pay & Expense liabilities	20	3,134,107		1,732,221
		<u>12,297,955</u>		<u>9,755,762</u>
Net Current Assets / (Liabilities)		<u>(389,927)</u>		<u>(80,029)</u>
Represented By				
Revenue Surplus / (Deficit)		<u>(389,927)</u>		<u>(80,029)</u>

Analysis of Revenue Surplus / (Deficit)


		Surplus (Deficit) 31/12/2017	Surplus (Deficit) in Period	Surplus (Deficit) 31/12/2016
		€	€	€
Programme				
Post Primary Schools & Head Office		(39,242)	40,787	(80,029)
Further Education & Training		(535,704)	(535,704)	-
Third Level Grants		185,019	185,019	-
Agency & Self financing Programmes		-	-	-
		<u>(389,927)</u>	<u>(309,898)</u>	<u>(80,029)</u>

Signed



Cllr. Mary Howard
Chairperson

26th November 2018



George O'Callaghan
Chief Executive

26th November 2018

The notes on pages 10 to 27 form part of these financial statements

Limerick and Clare Education and Training Board

Notes to The Financial Statements - Year Ended 31st December 2017

1 Schools & Head Office Receipts		Year Ended 31/12/2017	Year Ended 31/12/2016
PAY			
Post Primary Schools & Head Office Net Cash Grant	Sponsoring Department/Funder	€	€
Retained Superannuation Contributions	Education and Skills	59,102,131	54,337,706
	Education and Skills	3,484,586	3,297,765
		62,586,717	57,635,471
NON PAY			
Post Primary Schools & Head Office Net Cash Grant	Education and Skills	3,161,316	3,558,538
Tuition Fees	LCETB Students	887,297	867,919
IPB Dividend	Irish Public Bodies Insurance	145,152	85,648
Bank Interest	Bank	-	4
		4,193,765	4,512,109
ASSOCIATED PROGRAMMES			
School Services Support Fund	Education and Skills	907,235	880,968
Book Grant - Needy Pupils	Education and Skills/Parents	515,453	500,092
Transition Year Grant	Education and Skills/Parents	504,221	391,768
DEIS Funding	Education and Skills	136,489	151,238
PLC Government Levy	LCETB Students	115,845	109,495
Junior Certificate School Programme	Education and Skills	66,457	52,905
New School Start Up Grant	Education and Skills	45,000	-
Leaving Cert Applied (Per Capita)	Education and Skills	28,690	26,727
Traveller Capitation Grant	Education and Skills	19,899	31,959
Computer Equipment Grant	Education and Skills	16,228	3,429
Science Grant	Education and Skills	14,794	14,222
Foreign Language Assistant	Education and Skills	10,605	14,792
Bus Escort	Education and Skills	6,638	23,149
In-service Courses	Education and Skills	3,461	3,214
Junior Cycle Profile of Achievement	Education and Skills	3,134	-
Special Class Grant	Education and Skills	3,056	3,247
Special Needs Upgrade Services	Education and Skills	-	4,084
ICT TC Connectivity	Education and Skills	-	24,600
		2,397,205	2,235,889
		69,177,687	64,383,469

Limerick and Clare Education and Training Board

Notes to The Financial Statements - Year Ended 31st December 2017

2 FURTHER EDUCATION AND TRAINING RECEIPTS

Further Education	Sponsoring Department/Funder	Year Ended 31/12/2017	Year Ended 31/12/2016
		€	€
VTOS	SOLAS	7,407,776	7,197,121
Youthreach	SOLAS	5,232,355	5,449,906
Adult Literacy	SOLAS	2,572,377	2,156,722
BTEI	SOLAS	1,893,752	1,606,546
FET Building Management Costs	SOLAS	1,294,627	654,442
Further Education	SOLAS	1,015,011	-
Comm Ed/SPIDAS	SOLAS	844,933	725,965
Adult Education Guidance Service	SOLAS	578,844	626,021
Hospitality Skills - SOLAS	SOLAS	417,160	290,000
Quality Assurance	SOLAS	267,938	263,059
Intercultural Limerick/ESOL	SOLAS	254,000	262,569
Locally Devised Assessments	SOLAS	234,973	132,159
ITABE	SOLAS	190,637	190,886
FET Operational	SOLAS	187,292	-
PLC Enhanced Capitation	SOLAS	106,067	113,000
European Globalisation Fund (Local Delivery)	SOLAS	99,085	-
Guidance & Counselling	SOLAS	80,013	67,268
Continuing Professional Development	SOLAS	65,663	103,073
PLC Rent	SOLAS	7,200	7,200
DEIS Family Literacy	SOLAS	(2,181)	21,426
QQI Authentication DES	SOLAS	(4,372)	33,425
Youthreach National Co-ordinator	SOLAS	(14,702)	175,000
Refugee Resettlement	SOLAS	(18,516)	156,800
Senior Traveller Centres & Crèches Legacy	SOLAS	(203,671)	407,184
Adult Refugee Programme	SOLAS	-	-
		22,506,261	20,639,772
Training			
Payroll and Operational Costs	SOLAS	7,378,592	6,601,511
Apprenticeships	SOLAS	7,106,838	5,085,634
Skills Training	SOLAS	4,237,785	4,856,460
Specialist Training Providers	SOLAS	3,317,281	3,123,329
Local Training Initiatives LTI	SOLAS	2,454,516	3,112,441
Traineeship Training Centre	SOLAS	2,230,577	2,413,182
Community Training Centres	SOLAS	1,922,093	2,943,714
Evening Courses	SOLAS	950,156	405,349
National European Globalisation Adjustment Fund	SOLAS	428,325	894,214
Tipperary ETB	SOLAS	-	541,940
Bridging Foundation	SOLAS	(10,955)	115,743
Library Project	SOLAS	(24,638)	-
Justice Workshops	SOLAS	(120,316)	-
		29,870,254	30,093,517
Total		52,376,515	50,733,289
3 STUDENT SUPPORT SERVICES RECEIPTS			
Grants and Scholarships	Education and Skills	3,000	0
4 YOUTH SERVICES RECEIPTS			
Y.P.F.S.F. STREAM 2	Children and Youth Affairs	776,174	739,214
SPY	Children and Youth Affairs	658,773	629,382
Equipment Grant Local Youth Clubs	Children and Youth Affairs	391,437	-
Youth Work Activities	Children and Youth Affairs	249,822	173,407
Regional Task Force	Mid West Regional Drugs & Alcohol Task	147,982	151,381
Y.P.F.S.F. STREAM 1	Children and Youth Affairs	144,616	179,141
Youth Club Grant	Children and Youth Affairs	93,523	85,371
Youth Employability Initiative	Children and Youth Affairs	-	28,800
Y.P.F.S.F. CAPITAL	Children and Youth Affairs	-	181,098
		2,462,327	2,167,794

Limerick and Clare Education and Training Board

Notes to The Financial Statements - Year Ended 31st December 2017

5 AGENCIES and SELF-FINANCING PROJECTS

Item	PROJECT NAME	Sponsoring Department/Funder	Year Ended 31/12/2017				Year Ended 31/12/2016	
			RECEIPTS	PAYMENTS			RECEIPTS	PAYMENTS
			€	Pay €	Non Pay €	Total €	€	€
1	School Levies/Fees/Donations	Parents/ Students	2,151,672	116,486	2,107,619	2,224,105	1,990,765	2,032,843
2	Music Generation Limk City & Clare	Music Generation Ireland/Match Funding/Arts Council	691,027	469,842	145,134	614,976	682,942	691,047
3	Examination Bodies SEC	State Examinations Commission	391,655	262,105	8,165	270,270	183,453	196,231
4	School Meals - DSFA	DSFA	364,184	-	358,525	358,525	275,638	218,197
5	Better Energy Communities	SEAI	284,298	-	323,866	323,866	-	-
6	School Completion Programme	Tusla	252,571	220,350	13,386	233,736	229,659	224,288
7	Homework/Study club	Parents/Students	220,974	204,379	-	204,379	251,201	183,613
8	Hospitality Skills (Non Pay)	Regeneration (Limk Council)	200,000	140,125	171,708	311,833	406,766	139,033
9	Local Skills for Work Prog	Dublin Dun Laoghaire ETB	167,654	107,906	90,750	198,656	181,830	154,474
10	FSD/Third Level Access	Higher Education Authority	134,652	63,255	9,209	72,464	38,550	46,313
11	European Projects	Leargas	115,409	9,829	100,722	110,551	91,763	91,566
12	HSE Art Therapists	Health Service Executive	71,009	65,644	-	65,644	175,045	67,027
13	Nat Skills for Work Prog	Dublin Dun Laoghaire ETB	67,426	42,851	36,588	79,439	67,426	59,694
14	SKILLS ETB	CDETB	66,527	37,149	42,227	79,376	28,127	26,025
15	European Energy Efficiency Fund	European Commission Deutsche Bank	64,828	-	41,159	41,159	-	69,678
16	Failte Ireland Culinary Skills	Failte Ireland	20,000	-	1,006	1,006	78,788	25,843
17	Insurance Settlements	Irish Public Bodies Insurance	10,477	-	34,586	34,586	597,248	137,122
18	Salary Recoup/Secondment	CIT	8,519	3,009	-	3,009	-	6,845
19	Salary Recoupments SF	Staff Cycle to Work	6,345	6,649	10,802	17,451	5,000	12,834
20	Clare Family Learning Project	St. Vincent de Paul	2,104	1,558	527	2,085	-	1,626
21	Flexible Senior Cycle NCCA	NCCA	500	-	-	-	1,000	203
22	HSE National Lottery	National Lottery	-	-	-	-	-	176
23	Distance Learning	Dept Agriculture	-	-	43	43	-	-
24	Young Traveller Initiative	Dept. of Children & Youth Affairs	-	-	9,100	9,100	2,080	-
25	Childcare Pobal	Pobal	-	-	8,455	8,455	-	-
26	Regeneration Grant	Regeneration (Limk Council)	-	43,855	6,445	50,300	39,620	22,780
27	Activation of Family Support	DEASP	-	-	6,169	6,169	-	-
28	Childcare Learner Fund	Limerick & Clare Childcare Committee & Learners	-	-	4,947	4,947	1,500	1,399
29	Return to Education	SOLAS/FAI/NALA	-	19,474	2,950	22,424	31,067	26,958
30	PAUL Partnership	PAUL Partnership	-	34,909	-	34,909	33,500	34,745
			5,291,831	1,849,375	3,534,088	5,383,463	5,392,968	4,470,560

SELF-FINANCING PROJECTS

Item	PROJECT NAME	Sponsoring Department/Funder	Year Ended 31/12/2017				Year Ended 31/12/2016	
			RECEIPTS	PAYMENTS			RECEIPTS	PAYMENTS
			€	Pay €	Non Pay €	Total €	€	Total €
1	Outdoor Education Centers	Education & Skills	410,860	-	-	-	-	-
		Third Party	518,309	929,169	749,754	219,096	968,850	934,394
2	Third Party Examination Fees	Parents/ Students	154,960	-	146,952	146,952	124,639	120,466
3	School Canteen/Vending Machines	Parents/ Students	110,072	-	96,641	96,641	99,533	71,941
4	Hire of PE Hall & Rooms	Parents/ Students	81,221	-	42,994	42,994	64,639	29,125
5	Adult Education Directory	Parents/ Students	-	-	7,028	7,028	-	-
			1,275,422	749,754	512,711	1,262,465	1,223,205	1,141,035
Overall Total			6,567,253	2,599,129	4,046,799	6,645,928	6,616,173	5,611,595

Limerick and Clare Education and Training Board

Notes to The Financial Statements - Year Ended 31st December 2017

6 CAPITAL		Year Ended 31/12/2017	Year Ended 31/12/2016
		€	€
Receipts			
Dept. Education & Skills		12,410,239	5,501,102
SOLAS		401,585	95,362
Self-financing		120,790	121,680
		<u>12,932,614</u>	<u>5,718,144</u>
Payments			
Facility	Expenditure Type		
New School			
Coláiste Chiaráin, Croom, Limerick	Planning	366,785	59,297
St. Nessans Community College/Thomond College	Outstanding Issues	-	1,135
Extensions and Minor Building Works			
St. Patricks Comprehensive College, Shannon	Extension	3,197,444	1,266,550
Hazelwood College, Dromcollogher, Limerick	Extension	1,646,924	306,839
Coláiste Iosaef, Killmallock, Limerick	Extension	1,285,908	170,393
St. Annes Community College, Clare	Extension	1,245,073	153,146
Desmond College, NCW, Limerick	ASD Unit	496,229	166,117
Ennis Community College, Clare	Emergency Works	301,238	2,712
Scariff Community College	Emergency Works & Extension	221,810	66,250
KRC Demolition Works	Demolition	162,652	-
Ennis Community College, Clare	Extension	95,241	108,612
St. Michael's, Kilmihil, Clare	Emergency Works	38,684	7,656
Limerick College of Further Education	Emergency Works & Roof Repairs	18,944	218,479
Coláiste Mhuire, Askeaton, Limerick	Upgrade of Entrance	10,133	5,238
Coláiste Chiaráin, Croom, Limerick	M& E Emergency Works	3,097	131,191
Coláiste Mhuire, Askeaton, Limerick	Upgarde Roof& Lift	986	12,647
Castletroy Community College	Courtyard	-	3,618
Coláiste Na Trócaire, Rathkeale, Limerick	Replace Windows & electrical	-	10,264
St. Annes Community College, Clare	Fire Alarm	-	112
Burren Outdoor Education Centre	Sports Capital	-	(186)
Energy Efficiency Projects			
Energy Efficiency	Energy	648,018	-
Furniture and Equipment			
Mungret CC	Furniture	198,847	-
St. Patricks Comprehensive College, Shannon	Furniture	195,828	-
Hazelwood College, Dromcollogher, Limerick	Furniture	39,502	4,657
Post Primary Schools	Furniture	10,713	42,454
ICT Equipment			
Post Primary Schools	IT Equipment	132,689	33,817
St. Patricks Comprehensive College, Shannon	IT Equipment	88,826	-
Mungret CC	IT Equipment	64,805	-
Hazelwood College, Dromcollogher, Limerick	IT Equipment	55,615	-
FET Training Centre			
Raheen TC		338,699	148,894
Temporary Accommodation			
Mungret CC		798,609	-
Gaelcholáiste Luimnigh		290,024	293,413
Ennistymon Vocational School		57,595	30,316
Coláiste Iosaef, Killmallock, Limerick		40,590	40,590
Coláiste Chiaráin, Croom, Limerick		19,924	304,030
Scariff Community College, Clare		7,675	49,704
Hazelwood College, Dromcollogher		4,404	46,910
Site Acquisition			
Marshal House VAT		265,610	-
Coláiste Iosaef, Killmallock, Limerick		130,000	41,000
Gaelcholáiste Luimnigh		103,234	501,100
Other Works		15,581	73,907
		<u>12,597,936</u>	<u>4,300,862</u>

Limerick and Clare Education and Training Board

Notes to The Financial Statements - Year Ended 31st December 2017

7 Post Primary Schools & Head Office Payments	Year Ended 31/12/2017			Year Ended 31/12/2016
PAY	Pay	Non Pay	Total	
	€	€	€	€
Instruction	56,719,761	-	56,719,761	52,802,615
Administration	4,013,407	-	4,013,407	3,704,928
Maintenance	1,331,735	-	1,331,735	1,314,491
	<u>62,064,903</u>	<u>-</u>	<u>62,064,903</u>	<u>57,822,034</u>
NON PAY				
Instruction	-	1,100,892	1,100,892	1,109,205
Administration	-	1,930,598	1,930,598	1,763,488
Maintenance	-	1,308,987	1,308,987	1,253,944
	<u>-</u>	<u>4,340,477</u>	<u>4,340,477</u>	<u>4,126,637</u>
ASSOCIATED PROGRAMMES				
School Services Support Fund	218,371	695,934	914,305	903,953
Book Grant - Needy Pupils	-	489,316	489,316	441,530
Transition Year Grant	3,908	415,956	419,864	386,263
DEIS Funding	20,053	156,866	176,919	134,158
PLC Government Levy	18,671	68,342	87,013	140,023
Junior Certificate School Programme	-	39,352	39,352	66,967
New School Start Up Grant	-	33,492	33,492	-
Traveller Capitation Grant	2,014	23,600	25,614	27,937
Science Grant	-	22,430	22,430	18,233
LCA/LCVP Equipment	-	20,729	20,729	29,507
Computer Equipment Grant	-	18,205	18,205	7,624
Bus Escort	13,316	-	13,316	7,148
Foreign Language Assistant	-	10,604	10,604	14,793
Inservice Courses	-	3,560	3,560	2,676
School Development Planning Initiative	-	849	849	1,990
Special Class Grant	-	686	686	7,504
Junior Cert Technology Grant	-	148	148	418
ICT Reimbursement	-	-	-	24,600
Department of ED. Recoupments	-	-	-	1,320
Special Needs Upgrade Services	-	-	-	10,902
Language Initiative	-	-	-	-
	<u>276,333</u>	<u>2,000,069</u>	<u>2,276,402</u>	<u>2,227,546</u>
	<u>62,341,236</u>	<u>6,340,546</u>	<u>68,681,782</u>	<u>64,176,217</u>

Schools & Head Office Payments

These relate to the provision of second level and PLC programmes provided in 19 locations, catering for 9,533 participants as well as night classes in 6 locations, catering for 3,149 participants and Limerick School of Music with 752 participants.

Limerick and Clare Education and Training Board

Notes to The Financial Statements - Year Ended 31st December 2017

8 FURTHER EDUCATION AND TRAINING PAYMENTS	Year Ended 31/12/2017				Year Ended
	Pay	Non Pay	Allowances	Total	31/12/2016
	€	€	€	€	€
Further Education					
VTOS	3,007,117	607,979	3,611,834	7,226,930	7,251,109
Youthreach	3,468,955	573,289	996,207	5,038,451	5,533,102
Adult Literacy Development Fund	2,155,633	272,858	-	2,428,491	2,154,997
Back to Education Initiative	1,529,909	278,427	-	1,808,336	1,724,729
FET Building Management Costs	37,690	1,186,600	-	1,224,290	698,681
Adult Literacy/ Community Education /SPIDAS	706,980	114,566	-	821,546	808,154
Adult Education Guidance Service	512,818	90,214	-	603,032	599,064
Quality Framework	162,557	102,857	-	265,414	245,131
FET Operational Costs	3,699	232,929	-	236,628	-
ESOL Intercultural Limerick	210,746	22,656	-	233,402	237,776
Childcare VTOS/YR Legacy	230,068	-	-	230,068	221,288
Intensive Tuition	190,247	17,403	-	207,650	185,664
Locally Devised Assesments	185,197	-	-	185,197	134,308
Hospitality Skills SOLAS Pay	183,924	-	-	183,924	466,448
Youthreach National Co-ordinator	140,663	20,392	-	161,055	178,306
FET Continuing Professional Development	63,438	53,045	-	116,483	106,908
PLC Enhanced Capitation	-	105,101	-	105,101	112,019
Guidance & Counselling	12,241	20,514	-	32,755	75,060
QQI Authentication DES	24,823	-	-	24,823	36,200
European Globalisation Fund (Local Delivery)	-	8,610	-	8,610	31,948
Refugee Resettlement	7,451	681	-	8,132	129,457
PLC Rent	-	7,200	-	7,200	6,600
DEIS Family Literacy	1,143	359	-	1,502	32,039
Adult Refugee Programme	-	695	-	695	6,898
STTC Legacy Pay & Non Pay	-	-	-	-	172,905
	<u>12,835,299</u>	<u>3,716,375</u>	<u>4,608,041</u>	<u>21,159,715</u>	<u>21,148,791</u>
Training					
TC Staff & Operations	4,510,076	2,845,509	-	7,355,585	7,094,183
Apprenticeship	212,984	1,737,146	5,214,572	7,164,702	5,009,673
Skills Training	84,508	1,697,108	1,767,548	3,549,164	5,707,983
Specialist Training Providers (STP)	-	1,931,502	1,250,166	3,181,668	3,284,842
Community Training Centres	29,027	1,870,025	645,072	2,544,124	2,605,054
Traineeships	-	1,131,338	1,150,996	2,282,334	2,447,837
Local Training Initiatives	-	359,311	1,829,807	2,189,118	2,925,024
Evening Courses	401,900	274,886	-	676,786	632,394
National European Globalisation Adjustment Fund	-	252,994	-	252,994	899,477
Justice Workshops	-	-	111,889	111,889	106,902
Bridging Foundation	-	1,146	-	1,146	146,772
On-Line/Blended Learning/Library	-	-	-	-	-
Tipperary ETB	-	-	-	-	558,775
	<u>5,238,495</u>	<u>12,100,965</u>	<u>11,970,050</u>	<u>29,309,510</u>	<u>31,418,916</u>
Total	<u>18,073,794</u>	<u>15,817,340</u>	<u>16,578,091</u>	<u>50,469,225</u>	<u>52,567,707</u>
9 STUDENT SUPPORT SERVICES PAYMENTS					
Grants and Scholarships	-	-	-	-	44,173
	<u>-</u>	<u>-</u>	<u>-</u>	<u>-</u>	<u>44,173</u>
Further Education and Training Payments					
These relate to the provision of Further Education programmes in 21 locations including 2 Training Centres, catering for 16,539 beneficiaries.					
10 Youth Services					
Y.P.F.S.F. STREAM 2	-	748,306	-	748,306	739,214
Special Projects Youth-SPY	-	657,522	-	657,522	627,210
Youth Work Act (Youth Work Development Plan)	214,632	15,699	-	230,331	182,479
Youth Capital Funding	-	3,000	-	3,000	178,098
Y.P.F.S.F. STREAM 1	24,566	144,739	-	169,305	173,388
Regional Task Force	-	150,069	-	150,069	148,642
Youth Club Grant (Sports Dept.)	-	94,120	-	94,120	83,221
Youth Employability Initiative	-	-	-	-	28,800
Drugs Task Force DES Fund	-	-	-	-	800
Youth Work Quality Service Standards	-	-	-	-	712
Youth Club Equipment Grant	-	374,803	-	374,803	-
	<u>239,198</u>	<u>2,188,258</u>	<u>-</u>	<u>2,427,456</u>	<u>2,162,564</u>

Limerick and Clare Education and Training Board

Notes to The Financial Statements - Year Ended 31st December 2017

11 ANALYSIS OF RECEIPTS BY FUNDER

FUNDER	Programme					TOTAL YEAR ENDED 31/12/2016 €
	Post Primary Schools & Head Office	Further Education and Training	Student Support Services	Youth Services	Agencies and Self-financing	
State funding received	€ 67,281,387	-	-	-	€ 410,860	€ 68,609,421
Education and Skills SOLAS	-	52,376,515	-	-	-	50,828,651
Children and Youth Affairs	-	-	-	2,311,413	-	2,017,663
State Examinations Commission	-	-	-	-	391,655	78,788
Music Generation	-	-	-	-	383,695	663,770
Social and Family Affairs	-	-	-	-	364,184	181,830
Limerick Council	-	-	-	-	252,050	599,328
Tusla	-	-	-	-	247,959	406,766
Dublin and Dunlaoghaire ETB	-	-	-	-	235,080	306,705
Mid West Regional Drugs & Alcohol Task Forum	-	-	-	150,914	-	149,781
Higher Education Authority	-	-	-	-	134,652	28,127
Léargas	-	-	-	-	115,409	183,453
The Health Service Executive	-	-	-	-	71,009	176,045
City Dublin ETB	-	-	-	-	66,527	-
Clare Council	-	-	-	-	25,124	-
Third Level College	-	-	3,000	-	11,999	-
Non State funding applied to State funded schemes	67,281,387	52,376,515	3,000	2,462,327	2,710,203	124,230,328
Parents/ Students- tuition fees	-	-	-	-	12,811,824	-
Fundraising	1,702,391	-	-	-	625,404	4,118,205
St. Vincent dePaul	-	-	-	-	105,676	-
IPB	145,152	-	-	-	10,000	-
Bank	-	-	-	-	-	-
Blackrock Education Centre	48,757	-	-	-	-	85,648
Other Non-state funding	1,896,300	-	-	-	741,080	4
Parents/ Students- tuition fees	-	-	-	-	120,790	-
Fundraising	-	-	-	-	2,718,899	-
Sustaining Energy Ireland	-	-	-	-	80,192	1,145,064
IPB	-	-	-	-	284,298	-
Faillte Ireland	-	-	-	-	10,477	-
St. Vincent dePaul	-	-	-	-	20,000	39,620
	-	-	-	-	2,104	-
	-	-	-	-	3,115,970	-
Total	69,177,687	52,376,515	3,000	2,462,327	6,567,253	129,618,869
					12,932,614	
					143,519,396	

Notes to The Financial Statements - Year Ended 31 December 2017

12 State Funding

	2017	2017							31/12/2017
		Amount due from/ (deferred income) grantor* €	Receipts direct from Grantor €	Receipts from other sources** €	Total receipts Grants transfer €	Cash expenditure €	Change in debtors and accruals €	Surplus retained/ (deficit incurred) €	
Primary Grantor Department/Office	Final Grant awarded								
Education and Skills Post Primary Schools and Head Office	59,102,131	488,021	(59,102,131)	(3,484,586)	(62,586,717)	62,064,903	155,504	-	121,711
	4,149,011	80,029	(3,161,316)	(1,032,449)	(4,193,765)	4,340,477	(290,438)	(93,378)	(95,755)
Primary Schools	1,533,354	(1,259,615)	(1,533,354)	(863,851)	(2,397,205)	2,276,402	36,813	(5,864)	(1,350,789)
Capital									
Student Support/Third Level College	12,410,239	(2,184,337)	(12,811,824)	(120,790)	(12,932,614)	12,597,936	352,199	-	-
Agency and Self-financing		(181,873)	(3,000)	-	(3,000)	-	(146)	-	(2,166,816)
Outdoor Education Centre	410,860	6,309	(410,860)	(518,309)	(929,169)	968,850	(13,816)	185,019	-
Total Education and Skills*	77,605,595	(3,051,466)	(77,022,485)	(6,019,985)	(83,042,470)	82,248,568	240,116	145,777	(3,459,475)
Other Funders									
SOLAS	52,376,515	1,154,688	(52,376,515)	-	(52,376,515)	50,469,225	1,092,680	(535,704)	(195,626)
Children and Youth Affairs	2,311,413	(126,164)	(2,311,413)	-	(2,311,413)	2,277,387	(1,522)	-	(161,712)
State Examinations Commission	391,655	(55,875)	(391,655)	-	(391,655)	270,270	175,960	-	(1,300)
Music Generation/Clare & Limerick Co. Councils, University of Limerick	472,868	129,818	(472,868)	(218,159)	(691,027)	614,976	(15,062)	-	38,705
Social & Family Affairs	364,184	(132,734)	(364,184)	-	(364,184)	358,525	15,975	-	(122,118)
Environment & Local Government/Limerick Council	200,000	(455,755)	(200,000)	-	(200,000)	362,133	30,268	-	(263,354)
Children and Youth Affairs/Tusla	247,959	(117,616)	(247,959)	(4,612)	(252,571)	233,736	(507)	-	(136,958)
Dublin and Dunlaoghaire ETB	235,080	(12,012)	(235,080)	-	(235,080)	278,095	(16,545)	-	14,458
Children and Youth Affairs/Youth Work Ireland	150,914	-	(150,914)	-	(150,914)	150,069	-	-	(845)
Higher Education Authority	134,652	(58,091)	(134,652)	-	(134,652)	72,464	12,578	-	(107,701)
Leargas	115,409	(89,033)	(115,409)	-	(115,409)	110,551	16,317	-	(77,574)
Health Service Executive	71,009	-	(71,009)	-	(71,009)	65,644	5,367	-	2
CDETB	66,527	(54,144)	(66,527)	-	(66,527)	79,376	(45,360)	-	(86,655)
Total Other	57,138,185	(57,138,185)	(57,138,185)	(222,771)	(57,360,956)	54,864,347	1,281,247	(535,704)	(1,100,978)
Total	134,743,780	(2,667,116)	(134,160,670)	(6,242,756)	(140,403,426)	137,112,915	1,521,363	(389,927)	(4,560,453)

Balances are reported on an accruals basis. Some balances have been restated from 2016 to account for adjustments agreed with the Department of Education and Skills.

a Opening balances

Post-Primary Schools and Head Office Pay and Non-Pay grants are funded by the Department of Education and Skills having regard to anticipated income from other sources. In the case of Non-Pay, a shortfall in income that leads to excess expenditure gives rise to a deficit. Excess income is due to the Department and is not considered part of the current year grant funding - In 2017, income exceed the anticipated receipts by €57,685.

b Receipts from other sources

Post-Primary Schools and Head Office Pay Grant awarded was expected to be funded by direct receipts from the grantor of €59,102,131 and retained superannuation deductions of €3,455,621. In the event, receipts relating to superannuation deductions retained by LCETB were €3,484,586 (€28,965 more than anticipated) and are included in receipts from the Department of Education and Skills in Note 11 - Funding.

c Receipts from other sources

Total grants are set by reference to anticipated expenditure. In the case of Post-Primary Schools and Head Office Non-Pay, and in certain Further Education Programmes expenditure limits are set. Expenditure incurred in excess of this limit gives rise to a deficit, whereas savings can be retained and used to fund future deficits. In 2017, non-pay expenditure exceed the limit by €33,378 and the further education limits were exceeded by €535,704.

d Cash expenditure

The difference between the total amount paid directly by State Departments/offices of €134,160,670 above and the total in Note 11 - Funding - of €137,645,256 is represented by the Superannuation retained of €3,484,586.

e Total Education and Skills*

Limerick & Clare Education and Training Board

Notes to The Financial Statements - Year Ended 31st December 2017

	31/12/2017	31/12/2016
	€	€
13 Current Assets - Recurrent State Grants		
Amount due from Dept. Of Education and Skills		
Pay Grant Underfunding	121,711	488,021
Associated Grant Underfunding	-	6,571
 Amount due from SOLAS	 1,703,429	 2,063,232
	<u>1,825,140</u>	<u>2,557,824</u>
 14 Current Assets - Capital State Grants		
Amount due from Dept. Of Education and Skills	641,692	67,709
Amount due from SOLAS	-	-
	<u>641,692</u>	<u>67,709</u>
 15 Current Assets - Other Recurrent Income		
Amount due from Dept. Children and Youth Affairs	-	243
Amount due from Other Programme Funders (State)	85,339	136,127
Amount due from Other Programme Funders (Non-State)	5,260	-
	<u>90,599</u>	<u>136,370</u>
 16 Current Assets - Third Party Debtors		
Recoupments Other	251,801	396,453
Salary Recoupments/Overpayments	146,001	136,624
Tuition Fees	123,059	72,157
State Exams	2,415	178,344
	<u>523,276</u>	<u>783,578</u>

Limerick & Clare Education and Training Board

Notes to The Financial Statements - Year Ended 31st December 2017

	31/12/2017	31/12/2016
	€	€
17 Current Liabilities - Recurrent State Grants		
Amount due to Dept. of Education and Skills	-	-
Associated Grants Unspent	1,350,789	1,261,269
Local/Receipts/Receivable Excess	95,755	4,917
Scholarship Grants Unspent	-	181,873
Amount due to Solas	1,899,055	1,017,231
Amount due to Tusla	136,958	117,616
Amount due to Dept. of Children and Youth Affairs	162,557	125,921
	<u>3,645,114</u>	<u>2,708,827</u>
18 Current Liabilities - Capital State Grants		
Amount held for Dept. Of Education and Skills	2,693,118	2,034,672
Amount due to SOLAS	115,390	108,687
	<u>2,808,508</u>	<u>2,143,359</u>
19 Current Liabilities - Other Recurrent Income		
Amount held for Students	1,640,945	1,798,728
Amount held for Other Programme Funders (State)	659,002	545,190
Amount held for Other Programme Funders (Non-state)	410,279	827,437
	<u>2,710,226</u>	<u>3,171,355</u>
20 Pay and Expense Liabilities		
Pay Liabilities	937,087	556,432
Expense Liabilities	2,197,020	1,175,789
	<u>3,134,107</u>	<u>1,732,221</u>

Limerick & Clare Education and Training Board

Notes to The Financial Statements - Year Ended 31st December 2017

21 Movement in Other Net Current Assets

	Balance as at 31/12/2017	Balance as at 31/12/2016	Movement in Period
	€	€	€
Current Assets			
Increase/(Decrease) in Recurrent State Grants Receivable	1,825,140	2,557,824	(732,684)
Increase/(Decrease) in Capital State Grants Receivable	641,692	67,709	573,983
Increase/(Decrease) in Other Recurrent Income Receivable	90,599	136,370	(45,771)
Increase/(Decrease) in Third Party Debtors	523,276	783,578	(260,302)
	<u>3,080,707</u>	<u>3,545,481</u>	<u>(464,774)</u>
Current Liabilities			
(Increase)/Decrease in Recurrent State Grant Liabilities	3,645,114	2,708,827	(936,287)
(Increase)/Decrease in Capital State Grant Liabilities	2,808,508	2,143,359	(665,149)
(Increase)/Decrease in Other Recurrent Income Liabilities	2,710,226	3,171,355	461,129
(Increase)/Decrease in Pay and Expense Liabilities	3,134,107	1,732,221	(1,401,886)
	<u>12,297,955</u>	<u>9,755,762</u>	<u>(2,542,193)</u>
Net Movement			<u><u>(3,006,967)</u></u>

Limerick and Clare Education and Training Board

Notes to The Financial Statements - Year Ended 31 December 2017

22 Remuneration

	2017	2016
	€	€
(a) Aggregate Employee Benefits		
Staff Short-term benefits	75,151,033	73,884,732
Termination benefits	-	-
	<u>75,151,033</u>	<u>73,884,732</u>
(b) Staff Short-Term Benefits		
Pay (Comprising Basic Pay/Allowances/ Overtime) including Employer's PRSI	14,988	11,010
	-	-
	<u>14,988</u>	<u>11,010</u>

The pay ranges and the number of employees in each range are:

Pay range*	No. Employees	Cost in 2017
		€
0 - 59,999	1,873	41,451,190
60,000 - 69,999	340	22,061,912
70,000 - 79,999	175	12,912,192
80,000 - 89,999	32	2,723,944
90,000 - 99,999	15	1,409,780
100,000 - 109,999	16	1,684,527
110,000 - 119,999	2	229,762
120,000 - 129,999	-	-
130,000 - 139,999	-	-
140,000 - 149,999	1	149,558
Total:	2,454	82,622,865

* Pay ranges do include employers' PRSI.

(c) Termination Benefits

There were no termination benefit settlements during the year.

-	-
<u>-</u>	<u>-</u>

(d) Key Management Personnel

Key management personnel in LCETB consist of the Chief Executive and the Directors of Schools, Further Education, and Organisation Support and Development. The total value of employee benefits for the key management personnel excluding employer's PRSI is set out below:

	2017	2016
	€	€
Salary	377,328	231,783
Allowances	52,685	3,266
Termination Benefits	-	-
	<u>430,013</u>	<u>235,049</u>

(e) Chief Executive Salary and Benefits

	2017	2016
	€	€
The Chief Executive remuneration package excluding employers' PRSI for the year was:		
Basic Salary	124,261	116,361
Arrears	22,143	-
	<u>146,404</u>	<u>116,361</u>

The Chief Executive is a member of an unfunded defined benefit public sector pension scheme and his/her entitlements do not extend beyond the standard entitlements available under the scheme.

Limerick and Clare Education and Training Board

Notes to The Financial Statements - Year Ended 31st December 2017

23 Board Members' Expenses

Expenses are paid to Board members for travel to Board-related meetings.

The aggregate expenses paid to each member in the year ended the 31st December 2017 were:

Board Member	Statutory Meetings	Interview Boards	Attendance at Conferences / Seminars	Finance/Audit Committee	Total	No. Board Meetings Attended
	€	€	€	€	€	
Cllr. Mary Howard	354	10,351	422	88	11,214	6
Cllr. Ann Norton*	351	6,467	-	-	6,818	4
Cllr. Kieran O'Hanlon	294	3,904	2,247	-	6,446	7
Ms. Catherine (Kate) Haren De Parra	851	-	2,710	-	3,561	8
Mr. Sean McMahon**	1,474	-	1,247	714	3,435	9
Cllr. Gabriel Keating	683	-	687	909	2,279	8
Cllr. Michael Hillery	994	-	247	-	1,241	7
Ms. Mary Flanagan	345	516	-	-	861	8
Mr. Sean Kennedy	291	-	330	-	620	6
Cllr. Liam Galvin	422	-	-	53	474	8
Cllr. Michael Donegan	435	-	-	-	435	7
Ms. Joan Aherne	45	-	387	-	432	9
Cllr. Lisa Marie Sheehy	353	-	-	-	353	7
Ms. Mary Margaret Vallenge	182	-	-	-	182	5
Cllr. Cathal Crowe	39	-	-	-	39	5
Mr. Tony Brazil	-	-	-	-	-	7
Mr. Michael Cregan	-	-	-	-	-	7
Cllr. Marian Hurley	-	-	-	-	-	8
Cllr. Richard O'Donoghue	-	-	-	-	-	5
Mr. Donal O hAiniféin	-	-	-	-	-	3
Cllr. Elena Secas	-	-	-	-	-	8
Total	€7,114	€21,238	€8,276	€1,763	€38,391	

Cllr. Ann Norton*
Mr. Sean McMahon**
Catherine Haren De Parra
Cllr. Kieran O'Hanlon

Chairperson of Limerick & Clare ETB January 2017 to July 2017
Chairperson of Limerick & Clare ETB August 2017 to December 2017
LCETB Representative on National Parents Association
LCETB Representative on ETBi Reserve Members Forum

24 Chief Executive's Travel Expenses

	2017	2016
	€	€
Domestic Travel	9,530	9,697
Foreign Travel	3,116	-
	12,646	9,697

Limerick and Clare Education and Training Board

Notes to The Financial Statements - Year Ended 31st December 2017

25 Capital Commitments

At the date of approval of the financial statements LCETB had committed and contracted for:

New School - Coláiste Ciaráin Croom, Co. Limerick	€17.50m
New School - Limerick City, Gaelcholáiste Luimnigh	€15.60m
Extension - Ennis Community College, Clare	€ 7.80m
Mungret Community College, Limerick	€ 1.22m
	<u>€42.12m</u>

All of the above capital expenditure will be completely Exchequer funded.

26 Contingencies

At the date of approval of these financial statements no legal proceedings in respect of events that occurred before the 31/12/2017, have been initiated against Limerick and Clare ETB.

27 Youthreach National Co-ordinator

The Youthreach National Coordinator is working for the Department of Education and Skills and is paid by LCETB. The cost of providing the service in 2017 was €161,055 compared to €178,306 in 2016. A Grant is provided by SOLAS to cover the cost of salaries and related expenses.

28 Contribution to Education and Training Board Ireland

LCETB made a contribution of €75,724 to ETBi in 2017 compared to €66,699 in 2016.

29 LCETB provides educational services from the properties listed below:

Category	Location	Status	Annual Rent €	Lease expiry	
Administrative Offices	Headquarters	Owned	n/a	n/a	
	Sub Office	Owned	n/a	n/a	
Schools	Castletroy College	Owned	n/a	n/a	
	Colaiste Chiaráin	Owned	n/a	n/a	
	Colaiste Ide agus Iosef	Owned	n/a	n/a	
	Colaiste Iosaef	Owned	n/a	n/a	
	Colaiste Mhuire	Owned	n/a	n/a	
	Colaiste na Trocaire	Owned	n/a	n/a	
	Desmond College	Owned	n/a	n/a	
	Ennis Community College	Owned	n/a	n/a	
	Ennistymon Vocational School	Owned	n/a	n/a	
	Hazelwood College	Owned	n/a	n/a	
	Mungret Community College	Owned	n/a	n/a	
	Scariff Community College	Owned	n/a	n/a	
	St. Anne's Community College	Owned	n/a	n/a	
	St. John Bosco Community College	Owned	n/a	n/a	
	St. Joseph's Community College	Owned	n/a	n/a	
	St. Michael's Community College	Owned	n/a	n/a	
	Thomond Community College (Formerly St. Nessans CC)	Owned	n/a	n/a	
	Gaelcholaiste Lumnigh	Leased	€138,000	1/07/2020	
	Further Education and Training	Further Education & Training Centre - O'Connell Street Campus	Owned	n/a	n/a
		Further Education & Training Centre - Newcastlewast Campus	Owned	n/a	n/a
Further Education & Training Centre - Abbeyfeale Campus		Owned	n/a	n/a	
Further Education & Training Centre - Hospital Campus		Owned	n/a	n/a	
Further Education & Training Centre - Clonroad Campus		Leased	144,160	01/01/2019	
Further Education & Training Centre - Cappamore Campus		Owned	n/a	n/a	
Limerick College of Further Education		Owned	n/a	n/a	
Limerick College of Further Education - Old Eircom Site		Leased	40,000	28/02/2021	
Further Education & Training Centre - Shannon Ind. Estate Campus		Leased	380,921	01/07/2019	
Further Education & Training Centre - Raheen Bus. Pk. Campus		Owned	n/a	n/a	
Hospitality Training Centre		Leased	30,787	**31/12/2017	
Youthreach National Coordination Unit		Leased	Premises vacated and lease ceased on 31/01/2017	31/01/2019	
The Blue Frog		Leased	7,200	31/01/2019	
Skills Unit (Formerly St. Josephs Education Centre)		Leased	1	None	

LCETB provides educational services from the properties listed below: (continued)

Category	Location	Status	Annual Rent	Lease expiry
Adult Education			€	
Adult Education Centre/Cuan Samh - West Clare	Cooraclare Road, Kilrush, Co. Clare.	Owned	n/a	n/a
Adult Education Centre	4 Bru na Sionna, Shannon, Co. Clare.	Leased	34,400	**21/12/2016
Rathkeale Adult Education Centre	Rathkeale, Co. Limerick.	Owned	n/a	n/a
Guidance Centre, Newcastlwest	Newcastlewest, Co. Limerick.	Leased	Premises vacated and lease ceased on 31/08/2017	n/a
Scariff Adult Education Centre	Scariff, Co. Clare	Owned	n/a	n/a
Youthreach				
Further Education & Training Centre - O'Connell Street Campus	O'Connell Avenue, Limerick.	Owned	n/a	n/a
Further Education & Training Centre - Kilmallock Road Campus, Limk City	Kilmallock Road, Limerick City	Owned	n/a	n/a
Youthreach Centre - Shannon	Palm Grove, Smithstown, Shannon, Co. Clare.	Leased	22,700	01/09/2018
Further Education & Training Centre - Watchhouse Cross Campus	Watchhouse Cross, Moyross, Limerick.	Leased	51,563	19/05/2019
East Clare Youthreach	Brian Boru Building, Tuamgraney, Scariff	Leased	19,512	31/03/2019
Further Education & Training Centre - Hospital Campus	Hospital, Co. Limerick.	Owned	n/a	n/a
Shanagolden Education Resource Centre	Shanagolden, Co. Limerick.	Owned	n/a	n/a
Resource Centre - West Clare	Miltown Malbay, Co. Clare	Owned	n/a	n/a
VTOS				
Further Education & Training Centre - Kilmallock Road Campus, Limk City	Kilmallock Road, Limerick City	Owned	n/a	n/a
Organic College - An t-Ionad Glas	Dromcollogher, Co. Limerick.	Owned	n/a	n/a
Further Education & Training Centre - Kilmallock Town Campus	Kilmallock, Co. Limerick	Owned	n/a	n/a
Shanagolden Education Resource Centre	Shanagolden, Co. Limerick.	Owned	n/a	n/a
East Clare VTOS	Scariff, Co. Clare	Owned	n/a	n/a
Outdoor Education Centres				
Outdoor Education Centre - Burren	Turlough, Bellharbour, Co. Clare	Owned	n/a	n/a
Outdoor Education Centre - Kilfinane	Kilfinane, Co. Limerick	Owned	n/a	n/a
Music				
Music Generator	Sexton Street, Limerick.	Leased	181,000	31/12/2020
Music Generator	Atheneum Building, 30 Upper Cecil Street, Limerick	Owned	n/a	n/a
Limerick School of Music	Mulgrave Street, Limerick.	Owned	n/a	n/a

LCETB provides educational services from the properties listed below: (continued)

Category	Location	Status	Annual Rent	Lease expiry
Land			€	
Land at Skagh - Site for New School build in Croom	Croom, Co. Limerick.	Owned	n/a	n/a
Land at Clash - In the process of being sold	Abbeyfeale, Co. Limerick.	Owned	n/a	n/a
Land at Railway Road - Recreation use for Desmond College	Newcastlwest, Co. Limerick.	Owned	n/a	n/a
Land at Kilkee - Recreation use for St. Josephs Community College	Kilkee, Co. Clare	Owned	n/a	n/a
Other				
Film and Media Education Centre				
- Decision to lease to develop as a Film and Media Centre currently under review	29 Upper Cecil Street, Limerick.	Owned	n/a	n/a
Athanaeum Building - Vacant in 2016				
Convent Premises - Community/Education Purposes	30 Upper Cecil Street, Limerick Convent, Abbeyfeale, Co. Limerick.	Owned Owned	n/a n/a	n/a n/a
Modular Accommodation				
Scariff Community College	Scariff, Co. Clare	Leased	15,350	*31.12.2018
Colaiste Iosaef	Kilmallock, Co. Limerick	Leased	40,590	*30.06.2018
Colaiste Chiaran	Croom, Co. Limerick	Leased	29,422	*31.12.2018
Colaiste Chiaran	Croom, Co. Limerick	Leased	10,425	*30.06.2018
Hazelwood College	Dromcollogher, Co. Limerick	Leased	7,675	~01/01/17 - 30/06/17
Mungret College	Mungret, Co. Limerick	Leased	11,033	*30.06.2020
Mungret College	Mungret, Co. Limerick	Leased	12,792	*30.06.2018
Ennistymon Vocational School	Ennistymon, Co. Clare	Leased	3,198	*30.06.2018
Ennistymon Vocational School	Ennistymon, Co. Clare	Leased	12,792	*30.06.2018
Limerick School of Music	Mulgrave Street, Limerick	Leased	8,856	Lease negotiations ongoing
Limerick College of Further Education	Mulgrave Street, Limerick	Leased	16,630	Lease negotiations ongoing

*When leases for additional accommodation expire approval is sought from Dept. to extend lease where the need arises.

** Lease is extended on temporary basis and is under renegotiation

~ Requirement ceased with delivery of new extension and modular accommodation returned to Leaser

Limerick and Clare Education and Training Board

Notes to The Financial Statements - Year Ended 31st December 2017

30 Approval of the Financial Statements

The Financial Statements for the year ended 31/12/2017 were approved by the Board of Limerick and Clare ETB on 20th March 2018.